



GROUNDING

GREAVES EXCLUSIVE

Ground-Lok™ CLAMP SYSTEM SERRATED HEAD - COMPONENTS

Copper wire only


BRONZE WATER PIPE GROUND CLAMPS

Interchangeable clamps and adapters provide versatility
 Matching serrations assure positive lock of adapter to clamp
 Heavy duty construction - cast bronze body and plated steel screws



G1 SERIES

NAED NUMBER	CATALOG NUMBER	WATER PIPE SIZE (IPS)	TUBING SIZE	GROUND WIRE RANGE	CTN QTY	EST. SHIPPING	
						WEIGHT (lbs)	UNIT
CLAMPS							
30102	G 1	1/2 - 1	3/4 - 1 1/2		50	12.0	CTN
30160	G 2	1 1/4 - 2	1 1/2 - 2	#2 - 10 STR	25	10.8	CTN
30440	G 12	2 1/2 - 4	3 - 4		4	4.46	CTN
30460	G 13	4 1/2 - 6	5 - 6		4	6.11	CTN




WIRE ADAPTERS							
30680	G 40	CABLE		4/0 - #10 STR	20	4.56	CTN
		ARMORED		#2 - 10 STR		4.56	CTN



CONDUIT HUBS							
NAED NUMBER	CATALOG NUMBER	THREAD SIZE	GROUND WIRE RANGE	CTN QTY	EST. SHIPPING		
					WEIGHT (lbs)	UNIT	
30700	G 41	1/2	2/0 - #10 STR	20	5.00	CTN	
30720	G 42	3/4	3/0 - #10 STR	20	5.72	CTN	
30740	G 43	1	3/0 - #10 STR	20	6.81	CTN	



PLATING: For tin-plating add suffix letter "P" to CATALOG NUMBERS.
 UL listed to #4 AWG. CSA certified as shown.



4 CLAMPS + 4 ADAPTERS = 20 COMBINATIONS

Available with brass screws.

All adapters fit all clamps

GROUNDING

GREAVES EXCLUSIVE


Ground-Lok™ CLAMP SYSTEM SERRATED HEAD - ASSEMBLED



BRONZE WATER PIPE GROUND CLAMPS

Copper wire only

NAED NUMBER	CATALOG NUMBER	INCLUDES ADAPTER TYPE	WATER PIPE SIZE (IPS)	GROUND WIRE RANGE	CTN QTY	EST. SHIPPING	
						WEIGHT (lbs)	UNIT
30200	G 3		1/2 - 1		25	11.74	CTN
30240	G 4	WIRE	1/4 - 2	4/0 STR	20	6.56	CTN
30480	G 15	ADAPTER	2 1/2 - 4		4	5.43	CTN
30500	G 16		4 1/2 - 6		4	6.90	CTN
FOR 1/2" RIGID CONDUIT							
30280	G 5		1/2 - 1		25	12.39	CTN
30320	G 6	1/2"	1/4 - 2	2/0 STR	20	13.46	CTN
30520	G 18	CONDUIT SIZE	2 1/2 - 4		4	5.46	CTN
30540	G 19		4 1/2 - 6		4	7.10	CTN
FOR 3/4" RIGID CONDUIT							
30360	G 7		1/2 - 1		25	13.39	CTN
30380	G 8	3/4"	1/4 - 2	3/0 STR	20	14.26	CTN
30580	G 21	CONDUIT SIZE	2 1/2 - 4		4	5.62	CTN
30600	G 22		4 1/2 - 6		4	7.10	CTN
FOR 1" RIGID CONDUIT							
30400	G 9		1/2 - 1		25	14.64	CTN
30420	G 10	1"	1/4 - 2	3/0 STR	10	7.76	CTN
30620	G 24	CONDUIT SIZE	2 1/2 - 4		2	3.04	CTN
30640	G 25		4 1/2 - 6		2	3.86	CTN



 PLATING: For tin-plating add suffix letter "P" to CATALOG NUMBERS.
 UL listed to #4 AWG. CSA certified as shown.

Ground-Lok™ CLAMP SYSTEM BRASS SCREWS



G1BS SERIES

NAED NUMBER	CATALOG NUMBER	INCLUDES ADAPTER TYPE	WATER PIPE SIZE (IPS)	GROUND WIRE MAX	CTN QTY	EST. SHIPPING	
						WEIGHT (lbs)	UNIT
70560	G 1 BS	-	1/2 - 1		50	12.7	CTN
70565	G 2 BS	-	1/4 - 2	#2 STR	25	10.5	CTN
70570	G 12 BS	-	2 1/2 - 4		4	4.23	CTN
70575	G 13 BS	-	4 1/2 - 6		4	6.00	CTN
70580	G 40 BS	Wire	-	4/0 STR	20	4.67	CTN
70585	G 41 BS	1/2" Conduit	-	2/0 STR	20	5.17	CTN
70590	G 42 BS	3/4" Conduit	-	3/0 STR	20	5.83	CTN
70600	G 43 BS	1" Conduit	-	3/0 STR	20	6.74	CTN
70566	G 3 BS	Wire	1/2 - 1	4/0 STR	25	12.1	CTN
70567	G 4 BS	Wire	1/4 - 2	4/0 STR	10	3.50	CTN



PLATING: For tin-plating add suffix letter "P" to CATALOG NUMBERS. UL listed to #4 AWG. CSA certified as shown.



GROUNDING ECONOMY PIPE CLAMPS



Bare Wire Type

Cast bronze high-copper alloy pipe clamp with plated steel screws
For bonding bare copper wire to water pipe, such as a water meter shunt

NAED NUMBER	CATALOG NUMBER	WATER PIPE SIZE (IPS)	WIRE MAX	FIG	CTN QTY	EST. SHIPPING	
						WEIGHT (lbs)	UNIT
30140	G 1S	1/2 - 1	#2 STR	1	50	9.90	CTN
30180	G 2S	1 1/4 - 2	#2 STR	1	25	9.97	CTN

Armored Wire Type

Cast bronze high-copper alloy pipe clamp with plated steel screws
For bonding bare or armored copper wire, also use with jacketed cables or cords
Separate two-screw clamping strap for armor

NAED NUMBER	CATALOG NUMBER	WATER PIPE SIZE (IPS)	WIRE MAX	FIG	CTN QTY	EST. SHIPPING	
						WEIGHT (lbs)	UNIT
30560	G 20	1/2 - 1	#2 STR	2	50	11.33	CTN
30260	G 4S	1 1/4 - 2	#4 STR	2	10	4.83	CTN

1/2" Conduit Type

Cast bronze high-copper alloy pipe clamp with plated steel screws
Hub threaded for 1/2" conduit
Connect wire under hub-screw

NAED NUMBER	CATALOG NUMBER	WATER PIPE SIZE (IPS)	WIRE MAX	FIG	CTN QTY	EST. SHIPPING	
						WEIGHT (lbs)	UNIT
30300	G 5S	1/2 - 1	#6 SOL	3	25	5.86	CTN
30340	G 6S	1 1/4 - 2	#6 SOL	3	20	10.2	CTN

Brass Screw Type

Cast bronze high-copper alloy pipe clamp with brass screws
For bonding bare copper wire to water pipe, such as a water meter shunt

NAED NUMBER	CATALOG NUMBER	WATER PIPE SIZE (IPS)	WIRE MAX	FIG	CTN QTY	EST. SHIPPING	
						WEIGHT (lbs)	UNIT
70610	G 1S-BS	1/2 - 1	#2 STR	4	50	10.2	CTN
70614	G 2S-BS	1 1/4 - 2	#2 STR	4	25	9.03	CTN

Direct Burial Type

Cast bronze high-copper alloy pipe clamp with silicon bronze screws
For bonding bare copper wire to water pipe, such as a water meter shunt
UL listed for direct burial in earth or concrete, G 20-DB has armor clamp

NAED NUMBER	CATALOG NUMBER	WATER PIPE SIZE (IPS)	WIRE MAX.	FIG	CTN QTY	EST. SHIPPING	
						WEIGHT (lbs)	UNIT
70620	G 1S-DB	1/2 - 1	#2 STR	5	50	10.3	CTN
70622	G 2S-DB	1 1/4 - 2	#2 STR	5	25	9.15	CTN
70630	G 20-DB	1/2 - 1	#2 STR	2	50	11.8	CTN

PLATING: For tin plating add suffix letter "P" to catalog numbers.

ALUMINUM GROUNDING CLAMPS

High-strength tin-plated aluminum alloy, plated steel screws
For bonding wire to water pipe, galvanized pipe, or steel conduit

NAED NUMBER	CATALOG NUMBER	WATER PIPE SIZE (IPS)	WIRE MAX.	FIG	CTN QTY	EST. SHIPPING	
						WEIGHT (lbs)	UNIT
30810	GAC1	1/2 - 1	1/0 - #14	6	25	3.67	CTN
30820	GAC2	1 1/4 - 2	250 - #6	6	10	3.23	CTN
30840	GAC4	2 1/2 - 4	250 - #6	6	4	3.72	CTN

Copper wire only




Figure 1



Figure 2




Figure 3




Figure 4




Figure 5

Dual-rated
for aluminum or copper wire




Figure 6



GROUNDING

U-BOLT GROUND CLAMP CONNECTORS

Heavy Duty - Bronze Castings for Strength and Ruggedness

Use to connect wire to pipe, rod, or fence posts

High copper alloy bronze castings with silicon bronze hardware

Suitable for direct burial in earth or concrete

C100 SERIES

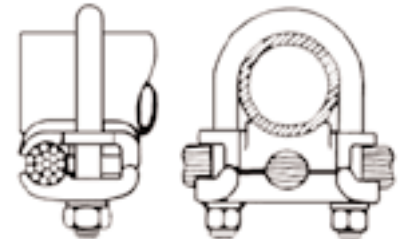
NAED NUMBER	CATALOG NUMBER	ROD SIZE (IN)	PIPE SIZE IPS (O.D.)	CABLE RANGE	EST. SHIPPING	
					WEIGHT (lbs)	UNIT
25000	C 100			#4 - 8	0.39	EA
25020	C 101	1/2	1/4" (.54)	2/0 - #4	0.48	EA
25040	C 102			250 - 2/0	0.68	EA
25060	C 103			#4 - 8	0.45	EA
25080	C 104	5/8 - 3/4	3/8" (.675)	2/0 - #4	0.54	EA
25100	C 105			250 - 2/0	0.66	EA
25120	C 106			500 - 300	1.48	EA
25140	C 107			#4 - 8	0.51	EA
25160	C 108	7/8 - 1	1/2" - 3/4" (.84) - (1.05)	2/0 - #4	0.49	EA
25180	C 109			250 - 2/0	0.60	EA
25200	C 110			500 - 300	0.93	EA
25240	C 113			#4 - 8	0.44	EA
25260	C 114	-	1" (1.315)	2/0 - #4	0.66	EA
25280	C 115			250 - 2/0	0.66	EA
25300	C 116			500 - 300	1.72	EA
25340	C 119			#4 - 8	0.77	EA
25360	C 120		1 1/4" (1.66)	2/0 - #4	0.80	EA
25380	C 121			250 - 2/0	0.82	EA
25400	C 122			500 - 300	2.01	EA
25440	C 125			#4 - 8	0.75	EA
25460	C 126		1 1/2" (1.90)	2/0 - #4	0.80	EA
25480	C 127			250 - 2/0	0.98	EA
25500	C 128			500 - 300	1.56	EA
25540	C 131			#4 - 8	0.80	EA
25560	C 132		2" (2.375)	2/0 - #4	0.99	EA
71200	C 133			250 - 2/0	1.06	EA
71205	C 134			500 - 300	1.90	EA
71215	C 136			#4 - 8	1.07	EA
71220	C 137		2 1/2" (2.875)	2/0 - #4	1.21	EA
71225	C 138			250 - 2/0	1.69	EA
71230	C 139			500 - 300	2.50	EA
71240	C 141			#4 - 8	1.26	EA
71245	C 142		3" (3.5)	2/0 - #4	1.45	EA
71250	C 143			250 - 2/0	1.85	EA
71255	C 144			500 - 300	2.89	EA
71265	C 146			#4 - 8	1.40	EA
71270	C 147		3 1/2" (4.0)	2/0 - #4	1.60	EA
71275	C 148			250 - 2/0	2.01	EA
71280	C 149			500 - 300	3.00	EA
71290	C 151			#4 - 8	1.97	EA
71300	C 152		4" (4.5)	2/0 - #4	1.97	EA
71305	C 153			250 - 2/0	2.23	EA
71310	C 154			500 - 300	3.30	EA

For sizes not listed contact factory for delivery.

PLATING: For tin plating add suffix "P" to catalog numbers.

Direct Burial

Copper wire only



Connects one wire parallel or perpendicular to rod or pipe

Heavy Duty

Pipe sizes 1/4" to 4" IPS
Wire #8 to 500 MCM



Applications

Water Pipe
Metallic Fencing
Ground Rods
Grounding Grids
Rebar

GROUNDING

LARGE PIPE CLAMPS

Extra heavy-duty bronze castings for strength and ruggedness

Use to connect wire to pipe or fence posts

Clamp first to pipe, then attach wire with cover piece

Separate bolts for mounting on pipe and connecting wire

High copper alloy bronze castings with silicon bronze hardware

Suitable for direct burial in earth or concrete

Direct Burial

Copper wire only



CG SERIES

NAED NUMBER	CATALOG NUMBER	PIPE SIZE IPS (O.D.)	CABLE RANGE	FIG.	EST. SHIPPING	
					WEIGHT (lbs)	UNIT
25624	CG 2050	2"	500 - 300	1	1.8	EA
25620	CG 2010	(2.375)	1000 - #2	2	5.8	EA
25625	CG 2604	2-1/2" (2.875)	#4 - 8	1	.7	EA
25626	CG 2622		2/0 - #4	1	.9	EA
25627	CG 2625		250 - 2/0	1	1.1	EA
25628	CG 2650		500 - 300	1	1.8	EA
25629	CG 2610		1000 - #2	2	6.0	EA
25633	CG 3125	3" (3.5)	250 - 2/0	1	1.3	EA
25634	CG 3150		500 - 300	1	2.4	EA
25635	CG 3175		750 - 550	1	3.5	EA
25630	CG 3110		1000 - #2	2	6.6	EA
25673	CG 3625		250 - 2/0	1	1.3	EA
25674	CG 3650	3-1/2" (4.0)	500 - 300	1	2.4	EA
25675	CG 3675		750 - 550	1	3.6	EA
25676	CG 3610		1000 - #2	2	7.3	EA
25677	CG 4125	4" (4.5)	250 - 2/0	1	1.5	EA
25678	CG 4150		500 - 300	1	2.6	EA
25679	CG 4175		750 - 550	1	3.8	EA
25680	CG 4110		1000 - #2	2	8.5	EA
25646	CG 4622		2/0 - #4	1	1.4	EA
25647	CG 4625	4-1/2" (5.0)	250 - 2/0	1	1.8	EA
25648	CG 4650		500 - 300	1	2.9	EA
25649	CG 4610		1000 - #2	2	8.9	EA
25651	CG 5122		2/0 - #4	1	1.5	EA
25652	CG 5125	5" (5.563)	250 - 2/0	1	2.0	EA
25653	CG 5150		500 - 300	1	3.1	EA
25654	CG 5175		750 - 550	1	4.3	EA
25650	CG 5110		1000 - #2	2	9.5	EA
25661	CG 6122		2/0 - #4	1	1.8	EA
25662	CG 6125	6" (6.625)	250 - 2/0	1	2.0	EA
25663	CG 6150		500 - 300	1	3.4	EA
25664	CG 6175		750 - 550	1	4.7	EA
25660	CG 6110		1000 - #2	2	10.8	EA
25670	CG 7110		6" Cast Iron (7.1 - 7.3)	1000 - #2	2	7.8
25681	CG 8125	8" (8.625)	250 - 2/0	1	2.4	EA
25682	CG 8150		500 - 300	1	4.5	EA
25683	CG 8175		750 - 550	1	5.3	EA
25689	CG 8110		1000 - #2	2	7.8	EA
25690	CG 1010		10" (10.75)	1000 - #2	2	6.1
25692	CG 1210	12" (12.75)	1000 - #2	2	8.4	EA
25694	CG 1410	14" (14.0)	1000 - #2	2	11.0	EA
25696	CG 1610	16" (16.0)	1000 - #2	2	15.0	EA

Connects one wire parallel or perpendicular to pipe

Large pipe sizes
2" to 16" IPS

Large wire sizes
to 1000MCM



Figure 1




Figure 2*

Sizes for other O.D. or circumference available. For sizes not listed contact factory for delivery.

PLATING: For tin plating add suffix letter "P" to CATALOG NUMBERS.

* 1000MCM sizes not UL Listed.



GROUNDING

U-BOLT GROUND CLAMP CONNECTORS

Heavy Duty - Bronze castings for strength and ruggedness

Use to connect wire to pipe or fence posts

High copper alloy bronze castings with silicon bronze hardware

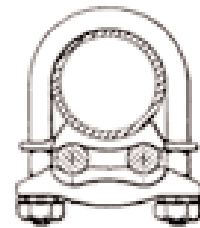
Suitable for direct burial in earth or concrete

CW SERIES

NAED NUMBER	CATALOG NUMBER	WATER PIPE SIZE (IPS)	CABLE RANGE	EST. SHIPPING	
				WEIGHT (lbs)	UNIT
24814	CW 114	1	#4 - 2/0	.68	EA
24815	CW 115		2/0 - 250	.91	EA
24820	CW 120	1 1/4	#4 - 2/0	1.1	EA
24821	CW 121		2/0 - 250	1.2	EA
24826	CW 126	1 1/2	#4 - 2/0	1.2	EA
24827	CW 127		2/0 - 250	1.4	EA
24828	CW 128		300 - 500	2.1	EA
24832	CW 132		#4 - 2/0	1.35	EA
24833	CW 133	2	2/0 - 250	1.5	EA
24834	CW 134		300 - 500	2.6	EA
24837	CW 137	2 1/2	#4 - 2/0	1.66	EA
24838	CW 138		2/0 - 250	2.31	EA
24839	CW 139		300 - 500	3.4	EA
24842	CW 142		#4 - 2/0	2.0	EA
24843	CW 143	3	2/0 - 250	2.5	EA
24844	CW 144		300 - 500	3.5	EA

Direct Burial

Copper wire only



Connects two cables parallel to pipe

U-BOLT GROUND CLAMP CONNECTORS

Heavy Duty - Bronze castings for strength and ruggedness

Use to connect wire to pipe or fence posts

High copper alloy bronze castings with silicon bronze hardware

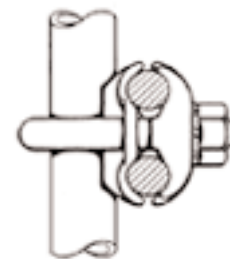
Suitable for direct burial in earth or concrete

CS SERIES

NAED NUMBER	CATALOG NUMBER	ROD SIZE (IN)	WATER PIPE SIZE (IPS)	CABLE RANGE	EST. SHIPPING	
					WEIGHT (lbs)	UNIT
24701	CS 101	1/2	1/4	# 4 - 2/0	.56	EA
24702	CS 102			2/0 - 250	.80	EA
24704	CS 104	5/8 or 3/4	3/8	# 4 - 2/0	.67	EA
24705	CS 105			2/0 - 250	.84	EA
24708	CS 108	7/8 or 1	1/2 - 3/4	# 4 - 2/0	.68	EA
24709	CS 109			2/0 - 250	.85	EA
24710	CS 110			300 - 500	1.1	EA
24714	CS 114			# 4 - 2/0	.78	EA
24715	CS 115	-	1	2/0 - 250	.78	EA
24716	CS 116			300 - 500	2.1	EA
24720	CS 120	-	1 1/4	# 4 - 2/0	.94	EA
24721	CS 121			2/0 - 250	.97	EA
24722	CS 122			300 - 500	2.4	EA
24726	CS 126			# 4 - 2/0	.84	EA
24727	CS 127	-	1 1/2	2/0 - 250	1.2	EA
24728	CS 128			300 - 500	1.9	EA
24732	CS 132	-	2	#4 - 2/0	1.2	EA
24733	CS 133			2/0 - 250	1.3	EA
24734	CS 134			300 - 500	2.3	EA

Direct Burial

Copper wire only



Connects two cables perpendicular to rod or pipe

GROUNDING

U-BOLT GROUND CLAMP CONNECTORS

Heavy Duty - Bronze castings for strength and ruggedness

Use to connect wire to pipe or fence posts


High copper alloy bronze castings with silicon bronze hardware

Suitable for direct burial in earth or concrete

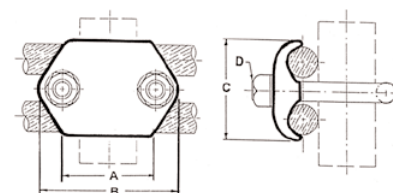
Direct Burial

CZ SERIES

NAED NUMBER	CATALOG NUMBER	ROD SIZE (IN)	WATER PIPE SIZE (IPS)	CABLE RANGE	EST. SHIPPING	
					WEIGHT (lbs)	UNIT
24904	CZ 104	5/8 or 3/4	3/8	#4 - 2/0	.93	EA
24905	CZ 105			2/0 - 250	1.2	EA
24908	CZ 108	7/8 or 1	1/2 or 3/4	#4 - 2/0	1.3	EA
24909	CZ 109			2/0 - 250	2.1	EA
24910	CZ 110			300 - 500	1.8	EA
24914	CZ 114			#4 - 2/0	1.3	EA
24915	CZ 115	-	1	2/0 - 250	1.3	EA
24916	CZ 116	-	-	300 - 500	3.2	EA
24920	CZ 120	-	-	#4 - 2/0	1.5	EA
24921	CZ 121	-	1 1/4	2/0 - 250	1.6	EA
24922	CZ 122	-	-	300 - 500	3.7	EA
24926	CZ 126	-	-	#4 - 2/0	1.5	EA
24927	CZ 127	-	1 1/2	2/0 - 250	1.83	EA
24928	CZ 128	-	-	300 - 500	3.7	EA
24932	CZ 132	-	-	#4 - 2/0	1.9	EA
24933	CZ 133	-	2	2/0 - 250	2.6	EA
24934	CZ 134	-	-	300 - 500	4.3	EA
24937	CZ 137	-	-	#4 - 2/0	2.3	EA
24938	CZ 138	-	2 1/2	2/0 - 250	3.2	EA
24939	CZ 139	-	-	300 - 500	4.7	EA
24942	CZ 142	-	-	#4 - 2/0	2.7	EA
24943	CZ 143	-	3	2/0 - 250	3.5	EA
24944	CZ 144	-	-	300 - 500	5.4	EA
24947	CZ 147	-	3 1/2	#4 - 2/0	3.0	EA



Connects three cables parallel to rod or pipe



Connects one or two cables perpendicular to pedestal

RAISED-FLOOR PEDESTAL CLAMPS

Pedestal clamp for raised computer-floor grounding grid applications

Accommodates one or two grounding wires

Install on round or square pedestal, as noted

Provides signal reference grid, static ground drain, fault current ground

Bronze high-copper alloy body and silicon bronze hardware

Suitable for direct burial in earth or concrete

CR SERIES

T = Throat of U-bolt

NAED NUMBER	CATALOG NUMBER	PEDESTAL		CONDUCTORS		DIMENSIONS					CTN QTY	EST. SHIPPING	
		SIZE (IN)	TYPE	NO.	SIZE	A	B	C	D	T		WEIGHT (lbs)	UNIT
25807	CR107	3/4 - 1 3/4 - 7/8	ROUND SQUARE	1 or 2	#8-4 STR	1.50	2.38	1.3	3/8	1.15	20	7.8	CTN
25808	CR108	3/4 - 1 3/4 - 7/8	ROUND SQUARE	1 or 2	#4-2/0 STR	1.50	2.38	1.7	3/8	1.15	20	9.7	CTN
25814	CR114	1 1/4	ROUND	1 or 2	#4-2/0 STR	1.75	2.62	1.7	3/8	1.38	20	9.8	CTN

