

GROUNDING

Copper wire only

I-BEAM GROUNDING CLAMPS – BRONZE

To connect grounding electrode conductor to structural I-beam or metal frame
 Can also be used on fence posts, trailer frames, cable tray
 Series covers a wide range of beam and wire sizes
 Eliminates drilling structural steel
 Replaces exothermic welding

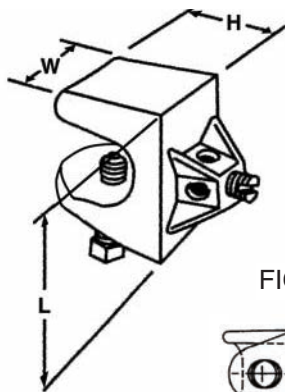
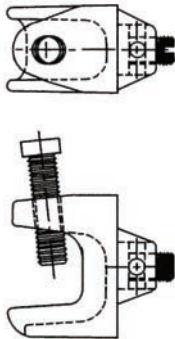


FIG. 1



Continuous loop


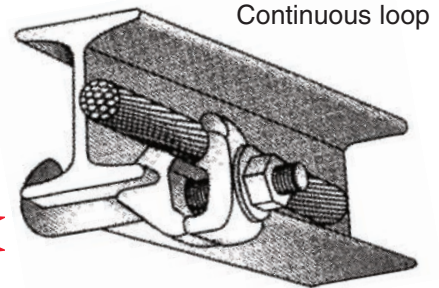
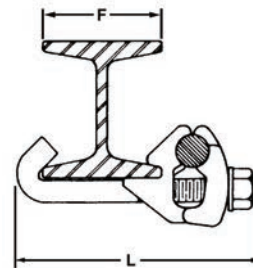


FIG. 2



Continuous loop

FIG. 3



GBCH

High strength copper-alloy bronze casting
 Steel screws, zinc plated
 For stainless steel screws specify GBCH6-SS
 Screw penetrates paint or oxide
 UL (CU only)

GBCL

Cast high-copper alloy bronze body
 Stainless steel hardware
 Use on I-beam flange up to 1/2" thick
 Suitable for direct burial in earth and concrete
 Clean the beam surface before installation for electrical contact
 UL listed for both grounding and lightning protection

GBC40

High strength copper-alloy bronze casting
 Hardware, zinc plated steel or stainless steel
 Shape of hook may vary by size
 Clean beam surface before installation for electrical contact

GBC SERIES

NAED NUMBER	CATALOG NUMBER	BEAM FLANGE (IN)		WIRE RANGE MAX – MIN	DIMENSIONS (IN)			FIG.	CTN QTY	EST. SHIPPING	
		F	TH		W	L	H			WEIGHT (lbs)	UNIT
27190	GBCH6	–	5/8 MAX	#6 - #14AWG	1	1 5/8	1 3/16	1	10	3.0	CTN
27191	GBCH6-SS	–	5/8 MAX	#6 - #14AWG	1	1 5/8	1 3/16	1	10	3.0	CTN
27500	†*GBCL		1/4 - 1/2	4/0 - #6 SOL	1 3/4	2	1 1/2	2	10	4.5	CTN
27192	*GBC40-2	2	3/16	4/0 - #4STR	1	4 1/2	1 3/4	3	1	0.52	EA
27194	*GBC40-4	4	1/4	4/0 - #4STR	1	6 1/2	1 3/4	3	1	0.57	EA
27196	*GBC40-6	6	5/16	4/0 - #4STR	1	8 1/2	1 3/4	3	1	0.62	EA
27198	*GBC40-8	8	3/8	4/0 - #4STR	1	10 1/2	1 3/4	3	1	0.67	EA

PLATING: For tin plating add suffix letter "P" to catalog number.

*Available with Tork-Away security hardware. Contact factory.

†Also available in aluminum. Add suffix "A" to catalog number.

2005 NEC 250.52(A)(2) requires bonding all "present" grounding electrodes, including I-Beams.