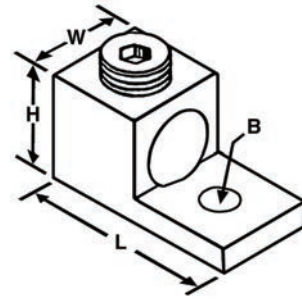




# MECHANICAL LUGS – ALUMINUM

Range-taking mechanical set-screw lugs  
 High strength extruded aluminum alloy  
 Electro tin plated




**Dual-Rated**  
 CU9AL  
 600 V



## SAL SERIES

NAED NUMBER	CATALOG NUMBER	WIRE RANGE AL OR CU		DIMENSIONS (IN)			BOLT SIZE B	FIG.	CTN QTY	EST. SHIPPING		
		MAX.	MIN.	L	W	H				WEIGHT (lbs)	UNIT	
<b>SINGLE BARREL</b>												
50130	*A-6-14	#4 STR	#14 STR	1 <sup>1</sup> / <sub>16</sub>	1/2	1/2	1/4	1	250	3.31	CTN	
50120	*A-2-12	#2 STR	#14 STR	1 <sup>1</sup> / <sub>16</sub>	1/2	9/16	1/4	1	200	3.58	CTN	
50110	*A-2/0	2/0 STR	#14 STR	1 <sup>1</sup> / <sub>2</sub>	5/8	3/4	1/4	1	50	1.78	CTN	
50115	A-3/0	3/0 STR	#6 STR	1 <sup>7</sup> / <sub>8</sub>	11/16	7/8	1/4	1	50	3.14	CTN	
50140	A-250	250 MCM	#6 STR	2	1	1	5/16	1	25	2.37	CTN	
50150	A-300	300 MCM	#6 STR	2	1	1	1/4	1	20	1.82	CTN	
50160	A-350	350 MCM	#6 STR	2 <sup>1</sup> / <sub>4</sub>	1 <sup>1</sup> / <sub>8</sub>	1 <sup>1</sup> / <sub>4</sub>	3/8	1	20	2.80	CTN	
50170	A-500	500 MCM	#6 STR	2 <sup>3</sup> / <sub>4</sub>	1 <sup>1</sup> / <sub>4</sub>	1 <sup>1</sup> / <sub>2</sub>	3/8	1	10	2.48	CTN	
50180	A-600	600 MCM	#2 STR	3 <sup>1</sup> / <sub>8</sub>	1 <sup>1</sup> / <sub>2</sub>	1 <sup>9</sup> / <sub>16</sub>	1/2	1	5	1.14	CTN	
50190	A-800	800 MCM	300 MCM	3 <sup>3</sup> / <sub>8</sub>	1 <sup>9</sup> / <sub>16</sub>	1 <sup>7</sup> / <sub>8</sub>	5/8	1	5	2.25	CTN	
50200	A-1000	1000 MCM	500 MCM	3 <sup>7</sup> / <sub>8</sub>	1 <sup>3</sup> / <sub>4</sub>	1 <sup>7</sup> / <sub>8</sub>	5/8	1	5	2.65	CTN	
<b>SINGLE BARREL NEMA TANG DRILLING</b>												
71049	A-250N	250 MCM	#6 STR	4	7/8	1 <sup>3</sup> / <sub>16</sub>	1/2	2	3	0.44	CTN	
71050	A-350N	350 MCM	#6 STR	4 <sup>5</sup> / <sub>16</sub>	1 <sup>1</sup> / <sub>8</sub>	1 <sup>3</sup> / <sub>8</sub>	1/2	2	3	0.71	CTN	
71055	A-600N	600 MCM	#2 STR	4 <sup>1</sup> / <sub>2</sub>	1 <sup>3</sup> / <sub>8</sub>	1 <sup>5</sup> / <sub>8</sub>	1/2	2	3	1.27	CTN	
71060	A-800N	800 MCM	300 MCM	4 <sup>3</sup> / <sub>4</sub>	1 <sup>3</sup> / <sub>4</sub>	1 <sup>3</sup> / <sub>4</sub>	1/2	2	1	0.59	EA	
71061	A-1000N	1000 MCM	500 MCM	4 <sup>3</sup> / <sub>4</sub>	1 <sup>3</sup> / <sub>4</sub>	1 <sup>3</sup> / <sub>4</sub>	1/2	2	1	0.55	EA	
71056	A-600N-2	600 MCM	2 STR	6 <sup>1</sup> / <sub>8</sub>	1 <sup>1</sup> / <sub>2</sub>	1 <sup>7</sup> / <sub>8</sub>	1/2	3	1	0.77	EA	
71062	A-800N-2	800 MCM	300 MCM	6 <sup>1</sup> / <sub>8</sub>	1 <sup>1</sup> / <sub>2</sub>	1 <sup>7</sup> / <sub>8</sub>	1/2	3	1	0.93	EA	
71063	A-1000N-2	1000 MCM	500 MCM	6 <sup>1</sup> / <sub>8</sub>	1 <sup>1</sup> / <sub>16</sub>	1 <sup>7</sup> / <sub>8</sub>	1/2	3	1	0.94	EA	
<b>TWO BARREL</b>												
50215	*AA-2/0	2/0 STR	#14 STR	1 <sup>1</sup> / <sub>2</sub>	1 <sup>1</sup> / <sub>8</sub>	3/4	1/4	4	25	2.05	CTN	
50220	AA-250	250 MCM	#6 STR	2 <sup>1</sup> / <sub>2</sub>	1 <sup>5</sup> / <sub>8</sub>	1 <sup>3</sup> / <sub>16</sub>	3/8	4	10	2.00	CTN	
50230	AA-350	350 MCM	#6 STR	2 <sup>7</sup> / <sub>8</sub>	1 <sup>15</sup> / <sub>16</sub>	1 <sup>1</sup> / <sub>4</sub>	1/2	4	5	0.95	CTN	
50240	AA-600	600 MCM	#2 STR	3 <sup>1</sup> / <sub>8</sub>	2 <sup>7</sup> / <sub>16</sub>	1 <sup>9</sup> / <sub>16</sub>	1/2	4	4	2.18	CTN	
50250	AA-800	800 MCM	300 MCM	3 <sup>3</sup> / <sub>8</sub>	2 <sup>15</sup> / <sub>16</sub>	1 <sup>7</sup> / <sub>8</sub>	5/8	4	3	2.65	CTN	
50260	AA-1000	1000 MCM	500 MCM	3 <sup>7</sup> / <sub>8</sub>	3 <sup>1</sup> / <sub>4</sub>	1 <sup>15</sup> / <sub>16</sub>	5/8	4	3	2.83	CTN	

Suffix "N" indicates NEMA tang drilling, 1<sup>3</sup>/<sub>4</sub>" on centers for 1/2" bolts.  
 \* Supplied with slotted screws for screwdriver use.



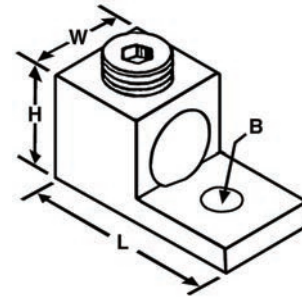


**Dual-Rated**  
CU9AL  
600 V



# MECHANICAL LUGS – ALUMINUM

Range-taking mechanical set-screw lugs  
High strength extruded aluminum alloy  
Electro tin plated



## SAL SERIES

NAED NUMBER	CATALOG NUMBER	WIRE RANGE AL OR CU		DIMENSIONS (IN)			BOLT SIZE B	FIG.	CTN QTY	EST. SHIPPING	
		MAX.	MIN.	L	W	H				WEIGHT (lbs)	UNIT
<b>TWO BARREL NEMA TANG DRILLING</b>											
71064	AA-250N	250 MCM	#6 STR	4	1 <sup>13</sup> / <sub>16</sub>	1 <sup>13</sup> / <sub>16</sub>	1/2	5	3	1.03	CTN
71065	AA-350N	350 MCM	#6 STR	4 <sup>5</sup> / <sub>16</sub>	2	1 <sup>3</sup> / <sub>8</sub>	1/2	5	3	1.42	CTN
71070	AA-600N	600 MCM	#2 STR	4 <sup>5</sup> / <sub>8</sub>	2 <sup>7</sup> / <sub>16</sub>	1 <sup>1</sup> / <sub>2</sub>	1/2	5	3	2.17	CTN
71075	AA-800N	800 MCM	300 MCM	4 <sup>3</sup> / <sub>4</sub>	3 <sup>3</sup> / <sub>16</sub>	1 <sup>3</sup> / <sub>4</sub>	1/2	5	1	1.34	EA
12361	AA-1000N	1000 MCM	500 MCM	4 <sup>3</sup> / <sub>4</sub>	3 <sup>3</sup> / <sub>16</sub>	1 <sup>3</sup> / <sub>4</sub>	1/2	5	1	1.30	EA
12371	AA-600N-2	600 MCM	#2 STR	5 <sup>7</sup> / <sub>8</sub>	2 <sup>9</sup> / <sub>16</sub>	1 <sup>5</sup> / <sub>8</sub>	1/2	5A	3	3.42	CTN
12376	AA-800N-2	800 MCM	350 MCM	6 <sup>1</sup> / <sub>8</sub>	3 <sup>3</sup> / <sub>16</sub>	1 <sup>7</sup> / <sub>8</sub>	1/2	5A	1	1.43	EA
<b>THREE BARREL NEMA TANG DRILLING</b>											
50270	*AAA-2	#2 STR	#14 STR	1.16	1.63	.56	1/4	4A	5	.4	CTN
50273	*AAA-2/0	#2/0 STR	#14 STR	1.47	1.66	.78	1/4	4A	5	.7	CTN
12365	AAA-250N	250 MCM	#6 STR	4	2 <sup>13</sup> / <sub>16</sub>	1 <sup>3</sup> / <sub>16</sub>	1/2	6	3	1.54	CTN
12370	AAA-350N	350 MCM	#6 STR	4 <sup>1</sup> / <sub>4</sub>	3	1 <sup>3</sup> / <sub>8</sub>	1/2	6	3	1.27	CTN
12372	AAA-600N	600 MCM	#2 STR	4 <sup>1</sup> / <sub>2</sub>	3 <sup>3</sup> / <sub>4</sub>	1 <sup>5</sup> / <sub>8</sub>	1/2	6	1	1.02	EA
12375	AAA-800N	800 MCM	350 MCM	4 <sup>3</sup> / <sub>4</sub>	4 <sup>1</sup> / <sub>2</sub>	1 <sup>3</sup> / <sub>4</sub>	1/2	6	1	1.58	EA
12380	AAA-1000N	1000 MCM	500 MCM	4 <sup>3</sup> / <sub>4</sub>	4 <sup>1</sup> / <sub>2</sub>	1 <sup>3</sup> / <sub>4</sub>	1/2	6	1	1.51	EA
12382	AAA-600N-2	600 MCM	#2 STR	5 <sup>7</sup> / <sub>8</sub>	3 <sup>3</sup> / <sub>4</sub>	1 <sup>5</sup> / <sub>8</sub>	1/2	7	1	1.71	EA
12377	AAA-800N-2	800 MCM	350 MCM	6 <sup>1</sup> / <sub>8</sub>	4 <sup>3</sup> / <sub>16</sub>	1 <sup>7</sup> / <sub>8</sub>	1/2	7	1	1.68	EA
12383	AAA-1000N-2	1000 MCM	500 MCM	6 <sup>1</sup> / <sub>8</sub>	4 <sup>3</sup> / <sub>4</sub>	1 <sup>7</sup> / <sub>8</sub>	1/2	7	1	1.66	EA
<b>FOUR BARREL NEMA TANG DRILLING</b>											
12385	AAAA-250N	250 MCM	#6 STR	4	3 <sup>3</sup> / <sub>4</sub>	1 <sup>3</sup> / <sub>16</sub>	1/2	8	3	2.11	CTN
12390	AAAA-350N	350 MCM	#6 STR	4 <sup>5</sup> / <sub>16</sub>	4	1 <sup>3</sup> / <sub>8</sub>	1/2	8	3	2.65	CTN
12392	AAAA-600N	600 MCM	#2 STR	4 <sup>1</sup> / <sub>2</sub>	4 <sup>7</sup> / <sub>8</sub>	1 <sup>5</sup> / <sub>8</sub>	1/2	8	1	1.34	EA
12395	AAAA-800N	800 MCM	350 MCM	4 <sup>3</sup> / <sub>4</sub>	5 <sup>1</sup> / <sub>2</sub>	1 <sup>3</sup> / <sub>4</sub>	1/2	8	1	2.07	EA
12399	AAAA-1000N	1000 MCM	500 MCM	4 <sup>3</sup> / <sub>4</sub>	5	1 <sup>3</sup> / <sub>4</sub>	1/2	8	1	1.80	EA
12396	AAAA-600N-2	600 MCM	#2 STR	5 <sup>7</sup> / <sub>8</sub>	5 <sup>1</sup> / <sub>8</sub>	1 <sup>5</sup> / <sub>8</sub>	1/2	9	1	2.36	EA
12397	AAAA-800N-2	800 MCM	350 MCM	6 <sup>1</sup> / <sub>8</sub>	5 <sup>1</sup> / <sub>2</sub>	1 <sup>7</sup> / <sub>8</sub>	1/2	9	1	2.56	EA
12398	AAAA-1000N-2	1000 MCM	500 MCM	6 <sup>1</sup> / <sub>8</sub>	6 <sup>1</sup> / <sub>8</sub>	1 <sup>7</sup> / <sub>8</sub>	1/2	9	1	2.56	EA

Suffix "N" indicates NEMA tang drilling, 1<sup>3</sup>/<sub>4</sub>" on centers for 1<sup>1</sup>/<sub>2</sub>" bolts.

\* Not NEMA tang drilling.




Figure 5



Figure 6  
Fits 2-Hole or 4-Hole  
NEMA Bolt Pattern



Figure 8




Figure 5A



Figure 7




Figure 9




Dual-Rated

600 V  
\*CUAL



## ALUMINUM PANELBOARD LUGS

Range-taking mechanical set-screw lugs  
High strength extruded aluminum alloy  
Electro tin plated



## AQ SERIES

NAED NUMBER	CATALOG NUMBER	WIRE RANGE		BOLT		DIMENSIONS (IN)			*TEMP. RATING	FIG.	EST. SHIPPING	
		MAX.	MIN.	SIZE	SPACING	L	W	H			WEIGHT (lbs)	UNIT
12400	AQ 2-300	300 MCM	#6 STR	5/16	-	3.00	1.00	2.0	CU9AL	1	0.39	EA
12405	AQ 2-600	600 MCM	#2 STR	3/8	1 1/8	5.06	1.50	3.0	CU7AL	2	1.05	EA
12410	AQ 2-800	800 MCM	300 MCM	3/8	1 1/8	4.91	1.50	3.0	CU7AL	2	1.02	EA
12415	AQ 3-600	600 MCM	#2 STR	3/8	1 1/8	5.06	2.47	2.9	CU7AL	3	1.71	EA
12420	AQ 3-800	800 MCM	300 MCM	3/8	1 1/8	4.91	2.63	3.0	CU7AL	3	1.79	EA
12425	AQ 4-600	600 MCM	#2 STR	3/8	1 1/8	5.06	2.47	2.9	CU7AL	4	0.96	EA
12430	AQ 4-800	800 MCM	300 MCM	3/8	1 1/8	4.91	2.63	3.0	CU7AL	4	1.55	EA
12452	AQ 6-500-2	500 MCM	#2 STR	3/8	1 1/8	4.90	3.75	3.0	CU9AL	5	1.83	EA
12472	AQ 6-750-2	750 MCM	1/0 STR	3/8	1 1/8	4.90	3.75	3.0	CU9AL	5	1.70	EA
12474	AQ 6-750-4N	750 MCM	1/0 STR	1/2	1 1/8	5.35	3.75	3.0	CU9AL	6	1.73	EA

For Stainless Steel mounting hardware, see HARDWARE section.




Figure 5

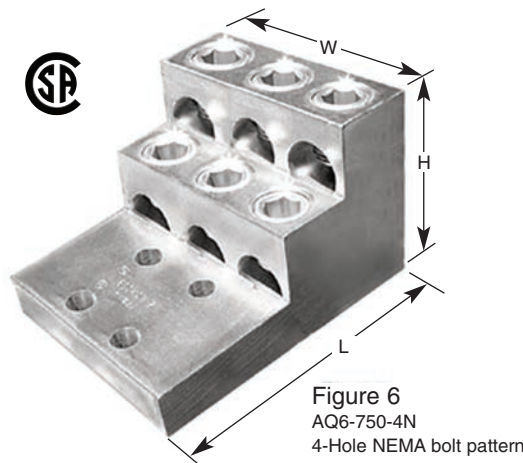


Figure 6  
AQ6-750-4N  
4-Hole NEMA bolt pattern