



COMPRESSION

BUTT SPLICES - COPPER

Produced from high conductivity seamless copper tubing
 Marked with die index and color coded
 Tin plated to provide corrosion resistance



SC SERIES

Standard Barrel

NAED NUMBER	CATALOG NUMBER	WIRE SIZE	U-TYPE DIE		CTN QTY	EST. SHIPPING	
			COLOR	INDEX		WEIGHT (lbs)	UNIT
51808	SC 8	#8	RED	6	100	1.22	CTN
51806	SC 6	#6	BLUE	7/374	100	2.04	CTN
51804	SC 4	#4	GRAY	8/346	100	2.55	CTN
51802	SC 2	#2	BROWN	10	50	2.01	CTN
51800	SC 1	#1	GREEN	11/375	50	2.16	CTN
51810	SC 10	1/0	PINK	12/348	50	2.66	CTN
51812	SC 20	2/0	BLACK	13	25	1.70	CTN
51814	SC 30	3/0	ORANGE	14	25	2.02	CTN
51816	SC 40	4/0	PURPLE	15	25	2.38	CTN
51818	SC 250	250	YELLOW	16	25	3.00	CTN
51820	SC 300	300	WHITE	17/298	12	1.64	CTN
51822	SC 350	350	RED	18/324	12	2.01	CTN
51824	SC 400	400	BLUE	19/470	6	1.24	CTN
51826	SC 500	500	BROWN	20/299	6	2.00	CTN
51828	SC 600	600	GREEN	22/472	6	2.51	CTN
51830	SC 750	750	BLACK	24/473	3	1.15	CTN
51832	SC 1000	1000	WHITE	27	3	2.64	CTN

For copper cable



600 V*

C SERIES

Long Barrel

NAED NUMBER	CATALOG NUMBER	WIRE SIZE	U-TYPE DIE		CTN QTY	EST. SHIPPING	
			COLOR	INDEX		WEIGHT (lbs)	UNIT
13005	C 8	#8	RED	6	100	2.30	CTN
13006	C 6	#6	BLUE	7/374	100	2.81	CTN
13004	C 4	#4	GRAY	8/346	100	3.42	CTN
13002	C 2	#2	BROWN	10	50	3.20	CTN
13000	C 1	#1	GREEN	11/375	50	3.26	CTN
13008	C 10	1/0	PINK	12/348	50	4.00	CTN
13010	C 20	2/0	BLACK	13	25	2.51	CTN
13012	C 30	3/0	ORANGE	14	25	2.90	CTN
13014	C 40	4/0	PURPLE	15	25	3.19	CTN
13016	C 250	250	YELLOW	16	25	4.80	CTN
13018	C 300	300	WHITE	17/298	12	2.66	CTN
13020	C 350	350	RED	18/324	12	3.59	CTN
13022	C 400	400	BLUE	19/470	6	2.00	CTN
13024	C 500	500	BROWN	20/299	6	3.11	CTN
13026	C 600	600	GREEN	22/472	6	4.80	CTN
13028	C 750	750	BLACK	24/473	3	3.00	CTN
13030	C 1000	1000	White	27	3	4.32	CTN



600 V*
 For heavy duty applications

*May be used for applications up to 35 KV when proper installation and insulation procedures are employed.



COMPRESSION

PEEP HOLE STANDARD BARREL COPPER LUGS

Produced from high conductivity seamless copper tubing

Allows inspection of the termination to assure complete cable insertion

Marked with die index and color coded

Tin plated to provide corrosion resistance



GL SERIES

One-Hole

For copper cable

NAED NUMBER	CATALOG NUMBER	WIRE SIZE	BOLT SIZE	U-TYPE DIE		CTN QTY	EST. SHIPPING	
				COLOR	INDEX		WEIGHT (lbs)	UNIT
32000	*GL 810		10				1.44	CTN
32002	GL 814	#8	1/4	RED	6	100	1.38	CTN
31998	GL 838		3/8				1.32	CTN
31999	GL 610		10				1.85	CTN
32004	*GL 614	#6	1/4	BLUE	7/374	100	1.81	CTN
32001	GL 656		5/16				1.86	CTN
32003	GL 638		3/8				1.84	CTN
32005	GL 414		1/4				2.30	CTN
32006	GL 456	#4	5/16	GRAY	8/346	100	2.32	CTN
32008	GL 438		3/8				2.45	CTN
32017	GL 338	#3	3/8	WHITE	9	50	1.29	CTN
32007	GL 214		1/4				1.96	CTN
32009	GL 256	#2	5/16	BROWN	10	50	1.92	CTN
32010	GL 238		3/8				1.81	CTN
32011	GL 114		1/4				2.03	CTN
32013	GL 156	#1	5/16	GREEN	11/375	50	2.13	CTN
32012	GL 138		3/8				2.05	CTN
32015	GL 1056		5/16				2.58	CTN
32014	*GL 1038	1/0	3/8	PINK	12/348	50	2.51	CTN
32016	GL 1048		1/2				2.54	CTN
32019	GL 2056		5/16				1.60	CTN
32018	*GL 2038	2/0	3/8	BLACK	13	25	1.60	CTN
32020	GL 2048		1/2				1.66	CTN
32022	*GL 3038	3/0	3/8	ORANGE	14	25	2.11	CTN
32024	GL 3048		1/2				2.00	CTN
32027	*GL 4038		3/8				2.58	CTN
32026	GL 4048	4/0	1/2	PURPLE	15	25	2.60	CTN
32028	*GL 25048	250	1/2	YELLOW	16	25	3.70	CTN
32030	*GL 30048	300	1/2	WHITE	17/298	12	1.79	CTN
32032	*GL 35048	350	1/2	RED	18/324	12	2.30	CTN
32034	*GL 40048	400	1/2	BLUE	19/470	6	1.40	CTN
32036	*GL 50048	500	1/2	BROWN	20/299	6	2.20	CTN
32038	GL 60048	600	1/2	GREEN	22/472		3.30	CTN
32040	GL 75048	750	1/2	BLACK	24/473	3	1.93	CTN
32041	*GL 75058		5/8				1.90	CTN
32042	*GL 100058	1000	5/8	WHITE	27	3	2.64	CTN



600 V**

*NEMA stud drilling



- For angle lugs consult factory for availability.
- For 90° angle lugs use L Series
- For blank tangs consult factory for availability.

GL-N SERIES

Two-Hole NEMA

NAED NUMBER	CATALOG NUMBER	WIRE SIZE	BOLT SIZE	U-TYPE DIE		CTN QTY	EST. SHIPPING	
				COLOR	INDEX		WEIGHT (lbs)	UNIT
32044	GL 20N	2/0	1/2	BLACK	13		2.82	CTN
32046	GL 30N	3/0	1/2	ORANGE	14	25	3.44	CTN
32048	GL 40N	4/0	1/2	PURPLE	15		4.31	CTN
32050	GL 250N	250	1/2	YELLOW	16		5.53	CTN
32052	GL 300N	300	1/2	WHITE	17/298	12	2.82	CTN
32054	GL 350N	350	1/2	RED	18/324	12	3.06	CTN
32056	GL 400N	400	1/2	BLUE	19/470	6	2.11	CTN
32058	GL 500N	500	1/2	BROWN	20/299	6	3.18	CTN
32060	GL 600N	600	1/2	GREEN	22/472	6	4.51	CTN
32062	†GL 750N	750	1/2	BLACK	24/473	3	2.51	CTN
32064	GL 1000N	1000	1/2	WHITE	27	1	1.34	CTN



600 V**

† GL750N lugs have a 1 1/4" tang width, to accommodate side by side NEMA stud spacing.

Suffix "N" indicates NEMA tang drilling, 1 1/4" on centers for 1/2" bolts.

**May be used for up to 35KV applications when proper installation and insulation procedures are employed.

www.greaves-usa.com

11 Heritage Park, Clinton, CT 06413 • Phone 860-664-4505 • Fax 860-664-4546

TOLL FREE 1-800-243-1130 (Outside CT)



COMPRESSION

LONG BARREL COPPER LUGS

Long barrel for heavy duty applications
 Produced from high conductivity seamless copper tubing
 Tin plated to provide corrosion resistance
 Marked with die index and color coded



L SERIES

One-Hole

NAED NUMBER	CATALOG NUMBER	WIRE SIZE	BOLT SIZE	U-TYPE DIE		CTN QTY	EST. SHIPPING	
				COLOR	INDEX		WEIGHT (lbs)	UNIT
41105	* L 614		1/4				2.31	CTN
41106	L 656	#6	5/16	BLUE	7/374	100	2.25	CTN
41108	L 638		3/8				2.17	CTN
41109	L 414		1/4				2.92	CTN
41110	L 456	#4	5/16	GRAY	8/346	100	3.02	CTN
41115	L 438		3/8				2.98	CTN
41117	L 338	#3	3/8	WHITE	9	50	1.58	CTN
41118	L 214		1/4				2.21	CTN
41119	L 256	#2	5/16	BROWN	10	50	2.16	CTN
41120	L 238		3/8				2.22	CTN
41123	L 114		1/4				2.77	CTN
41124	L 156	#1	5/16	GREEN	11/375	50	2.87	CTN
41125	L 138		3/8				2.65	CTN
41129	L 1014		1/4				3.43	CTN
41130	* L 1038	1/0	3/8	PINK	12/348	50	3.44	CTN
41135	L 1048		1/2				3.58	CTN
41140	* L 2038		3/8				2.17	CTN
41145	L 2048	2/0	1/2	BLACK	13	25	2.22	CTN
41150	* L 3038		3/8				2.15	CTN
41155	L 3048	3/0	1/2	ORANGE	14	25	2.62	CTN
41156	* L 4038		3/8				3.51	CTN
41160	L 4048	4/0	1/2	PURPLE	15	25	3.39	CTN
41164	L 25038		3/8				4.40	CTN
41165	* L 25048	250	1/2	YELLOW	16	25	4.36	CTN
41170	* L 30048	300	1/2	WHITE	17/298	12	2.33	CTN
41175	* L 35048	350	1/2	RED	18/324	12	3.12	CTN
41180	L 40048	400	1/2	BLUE	19/470	6	1.69	CTN
41185	* L 50048	500	1/2	BROWN	20/299	6	2.91	CTN
41190	L 60048	600	1/2	GREEN	22/472	6	4.37	CTN
41192	L 75048		1/2				2.44	CTN
41195	* L 75058	750	5/8	BLACK	24/473	3	2.40	CTN
41200	* L 100058	1000	5/8	WHITE	27		1.30	EA
41202	L 125058	1250	5/8	YELLOW	29	1	1.45	EA
41204	L 150058	1500	5/8	GREEN	31		1.83	EA
41206	L 200058	2000	5/8	BROWN	34		2.57	EA

For copper cable



600 V**

*NEMA stud drilling



- For angle lugs consult factory for availability.
- For blank tangs consult factory for availability.

** May be used for applications up to 35 KV when proper installation and insulation procedures are employed.



COMPRESSION



LONG BARREL COPPER LUGS

Long barrel for heavy duty applications
Produced from high conductivity seamless copper tubing
Tin plated to provide corrosion resistance
Marked with die index and color coded


For copper cable

600 V**

L-N SERIES

Two-Hole NEMA

NAED NUMBER	CATALOG NUMBER	WIRE SIZE	BOLT		U-TYPE DIE		CTN QTY	EST. SHIPPING	
			SIZE	SPACING	COLOR	INDEX		WEIGHT (lbs)	UNIT
33069	L 6N	#6			BLUE	7/347	20	1.34	CTN
33049	L 4N	#4			GREY	8/346		1.10	CTN
33029	L 2N	#2	1/2	1 3/4	BROWN	10		1.60	CTN
33019	L 1N	#1			GREEN	11/375		1.90	CTN
40000	L 10N	1/0			PINK	12/348	25	2.91	CTN
40005	L 20N	2/0			BLACK	13		3.50	CTN
40010	L 30N	3/0	1/2	1 3/4	ORANGE	14		4.01	CTN
40015	L 40N	4/0			PURPLE	15		5.24	CTN
40020	L 250N	250			YELLOW	16	12	6.12	CTN
40025	L 300N	300			WHITE	17/298		3.41	CTN
40030	L 350N	350	1/2	1 3/4	RED	18/324		4.61	CTN
40035	L 400N	400			BLUE	19/470		2.36	CTN
40040	L 500N	500			BROWN	20/299	6	3.89	CTN
40045	L 600N	600			GREEN	22/472		5.52	CTN
40050	† L 750N	750			BLACK	24/473		3.30	CTN
40055	L 1000N	1000	1/2	1 3/4	WHITE	27		1.78	EA
40056	L 1250N	1250			YELLOW	29	1	2.05	EA
40057	L 1500N	1500			GREEN	31		2.51	EA
40059	L 2000N	2000			BROWN	34		3.53	EA



- For angle lugs consult factory for availability.
- For blank tangs consult factory for availability.

† All Lugs through 750 MCM have a 1 3/4" or less tang width to accommodate side by side NEMA stud spacing.

** May be used for applications up to 35 KV when proper installation and insulation procedures are employed.

LONG BARREL STACKING COPPER LUGS

Long barrel for heavy duty applications
Produced from high conductivity seamless copper tubing
Tin plated to provide corrosion resistance
Marked with die index and color coded
Designed specifically to fit with Greaves LN Series lugs

For copper cable

600 V**

SL-N SERIES

Two-Hole NEMA

NAED NUMBER	CATALOG NUMBER	WIRE SIZE	BOLT		U-TYPE DIE		EST. SHIPPING		
			SIZE	SPACING	COLOR	INDEX	WEIGHT (lbs)	UNIT	
71801	SL 20N	2/0			BLACK	13	1/2	0.18	EA
71802	SL 30N	3/0			ORANGE	14		0.20	EA
71803	SL 40N	4/0	1/2	1 3/4	PURPLE	15		0.24	EA
71804	SL 250N	250			YELLOW	16		0.30	EA
71805	SL 300N	300			WHITE	17/298	1/2	0.33	EA
71806	SL 350N	350			RED	18/324		0.43	EA
71807	SL 400N	400	1/2	1 3/4	BLUE	19/470		0.44	EA
71808	SL 500N	500			BROWN	20/299		0.64	EA
71809	SL 600N	600			GREEN	22/472	1/2	0.96	EA
71811	† SL 750N	750	1/2	1 3/4	BLACK	24/473		1.15	EA
71812	SL 1000N	1000			WHITE	27		1.20	EA



SL-N fits on L-N straight lugs

CAUTION

May not fit competitor lugs.
Greaves L-N Series lugs are recommended to make a stacking set.

** May be used for applications up to 35 KV when proper installation and insulation procedures are employed.

† All lugs through 750 MCM have a 1 3/4" or less tang width to accommodate side by side NEMA stud spacing.

COMPRESSION

LONG BARREL FOUR-HOLE COPPER LUGS

Long barrel for heavy duty applications
Produced of high conductivity wrought copper
Tin-plated for corrosion protection
Marked with die index number

For copper cable
600 V**

L-4N SERIES

Four-Hole NEMA

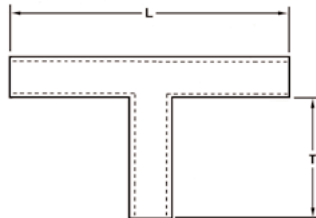
NAED NUMBER	CATALOG NUMBER	WIRE SIZE	BOLT		PAD THICKNESS	U-TYPE DIE		CTN QTY	EST. SHIPPING	
			SIZE	SPACING		COLOR	INDEX		WEIGHT (lbs)	UNIT
40082	L 350-4N	350 MCM			3/16	RED	18/324		1.06	EA
40083	L 500-4N	500 MCM			1/8	BROWN	20/299		1.22	EA
40084	L 750-4N	750 MCM			1/4	BLACK	24/473		1.41	EA
40085	L 1000-4N	1000 MCM	1/2	1 3/4	3/8	WHITE	27	1	2.27	EA
40086	L 1250-4N	1250 MCM			3/8	YELLOW	29		2.50	EA
40087	L 1500-4N	1500 MCM			11/32	GREEN	31		2.77	EA
40089	L 2000-4N	2000 MCM			15/32	BROWN	34		3.50	EA

Pad width 3 inches. Other sizes available. Consult factory.



COPPER TEE

High conductivity seamless copper tubing
Use CRA adapter to accommodate smaller wire size
Tin plated for corrosion resistance
Long barrel for two die impressions per wire
Marked with die index number



For copper cable
600V**



CCT SERIES

NAED NUMBER	CATALOG NUMBER	WIRE SIZE		DIMENSIONS (NOM)		DIE-MAIN		DIE-TAP		EST. SHIPPING	
		MAIN	TAP	L	T	COLOR	INDEX	COLOR	INDEX	WEIGHT (lbs)	UNIT
40206	CCT6	#6	#6	3.75	1.50	BLUE	7/347	BLUE	7/347	0.03	EA
40204	CCT4	#4	#4	3.81	1.50	GREY	8/346	GREY	8/346	0.04	EA
40202	CCT2	#2	#2	3.87	1.50	BROWN	10	BROWN	10	0.11	EA
40201	CCT1	#1	#1	3.94	1.50	GREEN	11/375	GREEN	11/375	0.11	EA
40210	CCT10	1/0	1/0	4.00	1.50	PINK	12/348	PINK	12/348	0.15	EA
40220	CCT20	2/0	2/0	4.16	1.62	BLACK	13	BLACK	13	0.18	EA
40230	CCT30	3/0	3/0	4.31	1.68	ORANGE	14	ORANGE	14	0.20	EA
40240	CCT40	4/0	4/0	4.44	1.75			PURPLE	15	0.25	EA
40241	CCT40-10	4/0	1/0	4.25	1.75	PURPLE	15	PINK	12/348	0.20	EA
40242	CCT40-2	4/0	#2	4.18	1.75			BROWN	10	0.18	EA
40225	CCT250	250	250	4.56	1.75	YELLOW	16	YELLOW	16	0.32	EA
40235	CCT350	350	350	5.91	2.19	RED	18/324	RED	18/324	0.55	EA
40250	CCT500	500	500	6.72	2.60			BROWN	20/299	0.94	EA
40254	CCT500-40	500	4/0	6.47	2.60	BROWN	20/299	PURPLE	15	0.68	EA
40252	CCT500-20	500	2/0	6.36	2.60			BLACK	13	0.60	EA
40259	CCT500-2	500	#2	6.24	2.60			BROWN	10	0.55	EA
40260	CCT600	600	600	7.87	3.09	GREEN	22/472	GREEN	22/472	1.21	EA
40275	CCT750	750	750	7.87	3.39	BLACK	24/473	BLACK	24/473	1.50	EA

Other sizes also available, consult factory.

Can be used with reducer bushing(s) to accommodate other wire sizes.

**May be used for up to 35KV applications when proper installation and insulation procedures are employed.



COMPRESSION

TELECOMMUNICATIONS LUGS

Copper compression terminals for telecommunications applications

Produced from high conductivity seamless copper tubing

Tin plated to provide corrosion resistance

Marked with die index and color coded

Sight-hole for inspection on sizes #8 - 4/0 AWG




For copper cable
600V

L-TC SERIES

Two-Hole

NAED NUMBER	CATALOG NUMBER	WIRE SIZE	BOLT HOLES		U-TYPE DIE		CTN QTY	EST. SHIPPING	
			SIZE	SPACING	COLOR	INDEX		WEIGHT (lbs)	UNIT
33080	L8-TC10-1	#8	#10	5/8	RED	6	50	1.00	CTN
33081	L8-TC14-1		1/4	5/8			1.17	CTN	
33061	L6-TC14-1	#6	1/4	5/8	BLUE	7/374	50	1.39	CTN
33062	L6-TC14-2		1/4	3/4			50	1.45	CTN
33064	L6-TC14-5		1/4	1			50	1.50	CTN
33066	L6-TC38-2		3/8	3/4			25	0.76	CTN
33067	L6-TC38-5		3/8	1			25	0.90	CTN
33068	* L6-TC38-25		3/8	3/4-1			25	1.00	CTN
33041	L4-TC14-1	#4	1/4	5/8	GRAY	8/346	25	0.94	CTN
33042	L4-TC14-2		1/4	3/4			25	1.01	CTN
33046	L4-TC38-2		3/8	3/4			25	1.00	CTN
33047	L4-TC38-5		3/8	1			25	0.94	CTN
33031	L3-TC14-1	3 & 2 SOL	1/4	5/8	WHITE	9	25	0.94	CTN
33037	L3-TC38-5		3/8	1			25	1.28	CTN
33021	L2-TC14-1	#2	1/4	5/8	BROWN	10	25	1.35	CTN
33022	L2-TC14-2		1/4	3/4			25	1.48	CTN
33025	L2-TC56-2		5/16	3/4			25	1.43	CTN
33026	L2-TC38-2		3/8	3/4			25	1.46	CTN
33027	L2-TC38-5		3/8	1			25	1.58	CTN
33028	L2-TC38-8		3/8	1 3/4			25	1.56	CTN
33011	L1-TC14-1	#1	1/4	5/8	GREEN	11/375	25	1.55	CTN
33012	L1-TC14-2		1/4	3/4			25	1.56	CTN
33015	L1-TC56-4		5/16	7/8			25	1.58	CTN
33016	L1-TC38-2		3/8	3/4			25	1.60	CTN
33017	L1-TC38-5		3/8	1			25	1.65	CTN
33101	L10-TC14-1		1/0	1/4			5/8	PINK	12/348
33102	L10-TC14-2	1/4		3/4	25	2.16	CTN		
33105	L10-TC56-4	5/16		7/8	25	2.26	CTN		
33107	L10-TC38-5	3/8		1	25	2.34	CTN		
33201	L20-TC14-1	2/0	1/4	5/8	BLACK	13	25	2.45	CTN
33202	L20-TC14-2		1/4	3/4			25	2.58	CTN
33207	L20-TC38-5		3/8	1			25	2.77	CTN
33301	L30-TC14-1	3/0	1/4	5/8	ORANGE	14	25	3.22	CTN
33302	L30-TC14-2		1/4	3/4			25	3.24	CTN
33307	L30-TC38-5		3/8	1			25	3.26	CTN
33402	L40-TC14-2	4/0	1/4	3/4	PURPLE	15	25	4.30	CTN
33407	L40-TC38-5		3/8	1			25	4.30	CTN
33257	L250-TC38-5	250	3/8	1	YELLOW	16	12	2.50	CTN
33337	L300-TC38-5	300	3/8	1	WHITE	17/298		2.66	CTN
33352	L350-TC14-2	350	1/4	3/4	RED	18/324	2.70	CTN	
33357	L350-TC38-5	350	3/8	1	RED	18/324	2.72	CTN	
33502	L500-TC14-2	500	1/4	3/4	BROWN	20/299	6	2.72	CTN
33507	L500-TC38-5	500	3/8	1	BROWN	20/299		3.33	CTN
33607	L600-TC38-5	600	3/8	1	GREEN	22/472	3.35	CTN	
33757	L750-TC38-5	750	3/8	1	BLACK	24/473	3.37	CTN	
33917	L1000-TC38-5	1000	3/8	1	WHITE	27	3.40	CTN	



* Slotted



For angle lugs
consult factory for
availability.

Catalog Number Keys

Key	Bolt Size
TC14	1/4
TC56	5/16
TC38	3/8
TC48	1/2

Key	Hole Spacing
-0	1/2
-1	5/8
-2	3/4
-3	13/16
-4	7/8
-5	1
-6	1 1/4
-7	1 1/2
-8	1 3/4
-25*	3/4-1 Slotted
-S	Special

"TC" indicates telecommunications spacing for tang mounting holes.

"N" indicates NEMA pattern for tang mounting holes: 2 holes for 1/2" bolts on 1 1/4" centers.

Other sizes and types available; consult factory.

For blank tangs consult factory for availability.

UL Listed through 500 MCM.

www.greaves-usa.com

11 Heritage Park, Clinton, CT 06413 • Phone 860-664-4505 • Fax 860-664-4546
TOLL FREE 1-800-243-1130 (Outside CT)



COMPRESSION

HIGH VOLTAGE COPPER LUGS AND SPLICES

Tapered for corona relief and ease of reinsulation

For use on copper conductors up to 69KV

Tinned high conductivity seamless copper tubing

C-V SERIES

Splice

NAED NUMBER	CATALOG NUMBER	WIRE SIZE	U-TYPE DIE		CTN QTY	EST. SHIPPING	
			COLOR	INDEX		WEIGHT (lbs)	UNIT
70480	C 4 V	#4	GRAY	8/346	50	1.60	CTN
70485	C 2 V	#2	BROWN	10	25	0.98	CTN
70490	C 1 V	#1	GREEN	11/375	25	1.15	CTN
70495	C 10 V	1/0	PINK	12/348	12	0.88	CTN
70500	C 20 V	2/0	BLACK	13	12	0.94	CTN
70505	C 30 V	3/0	ORANGE	14	12	1.06	CTN
70510	C 40 V	4/0	PURPLE	15	12	1.35	CTN
70515	C 250 V	250	YELLOW	16	12	1.71	CTN
70520	C 350 V	350	RED	18/324	12	2.31	CTN
70525	C 500 V	500	BROWN	20/299	6	2.31	CTN
70530	C 750 V	750	BLACK	24/473	6	4.02	CTN

Dimpled center-stop to equalize cable insertions

High Voltage

69 KV



High Voltage

Copper Butt
Splices

L-V SERIES

One-Hole

NAED NUMBER	CATALOG NUMBER	WIRE SIZE	BOLT SIZE	U-TYPE DIE		CTN QTY	EST. SHIPPING	
				COLOR	INDEX		WEIGHT (lbs)	UNIT
70360	L 4 V	#4	3/8	GRAY	8/346	50	2.15	CTN
70365	L 2 V	#2	3/8	BROWN	10	25	1.40	CTN
70370	L 1 V	#1	3/8	GREEN	11/375	25	1.65	CTN
70375	L 10 V	1/0	3/8	PINK	12/348	12	0.99	CTN
70380	L 20 V	2/0	1/2	BLACK	13	12	1.23	CTN
70385	L 30 V	3/0	1/2	ORANGE	14	12	1.59	CTN
70390	L 40 V	4/0	1/2	PURPLE	15	12	1.83	CTN
70395	L 250 V	250	1/2	YELLOW	16	12	2.31	CTN
70400	L 350 V	350	1/2	RED	18/324	12	2.79	CTN



High Voltage

Copper Lugs

L-NV SERIES

Two-Hole NEMA

NAED NUMBER	CATALOG NUMBER	WIRE SIZE	BOLT SIZE	U-TYPE DIE		CTN QTY	EST. SHIPPING	
				COLOR	INDEX		WEIGHT (lbs)	UNIT
70420	L 20 NV	2/0	1/2	BLACK	13	12	1.11	CTN
70425	L 30 NV	3/0	1/2	ORANGE	14	12	1.47	CTN
70430	L 40 NV	4/0	1/2	PURPLE	15	12	1.95	CTN
70435	L 250 NV	250	1/2	YELLOW	16	12	3.27	CTN
70440	L 350 NV	350	1/2	RED	18/324	12	4.47	CTN
70445	L 500 NV	500	1/2	BROWN	20/299	6	4.35	CTN
70450	L 750 NV	750	1/2	BLACK	24/473	6	6.45	CTN

Suffix "N" indicates NEMA tang drilling, 1^{3/4}" on center for 1/2" bolts.
Consult factory for sizes not listed.



High Voltage

2 Hole NEMA
Copper Lugs



COMPRESSION

GREAVES EXCLUSIVE

ReduceЯ™

For copper cable
Class B
600V*
105°C



STEP-DOWN ADAPTERS

Copper compression adapters

For reliable termination of Class B copper conductor

Where oversized cable is used to reduce voltage drop on long runs

Where neutrals are upsized for power quality

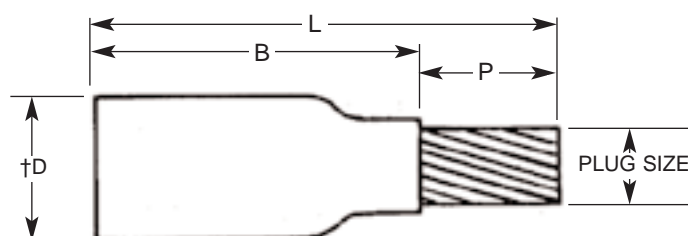
Fits into mechanical set-screw type connectors

Narrow profile often allows use in place of offset adapters on multi-wire terminals

Amperage rating is per the plug size

Fabricated of wrought copper with plug of Class B copper conductor

Insulating covers are provided



PT-R SERIES

NAED NUMBER	CATALOG NUMBER	FOR CODE CONDUCTOR	DIMENSIONS					CABLE STRIP LENGTH	U - TYPE DIE		EST. SHIPPING	
			PLUG SIZE	B	P	L	†D		COLOR	INDEX	WEIGHT (lbs)	UNIT
54102	PT 10R2	1/0	#2	1.75	.75	2.50	.52	1 1/8	PINK	12/348	0.08	EA
54202	PT 20R2	2/0	#2	2.0	.75	2.75	.56	1 1/4	BLACK	13	0.10	EA
54210	PT 20R10	2/0	1/0	2.0	.75	2.75	.56	1 1/4	BLACK	13	0.11	EA
54320	PT 30R20	3/0	2/0	2.1	.90	3.0	.62	1 1/4	ORANGE	14	0.13	EA
54420	PT 40R20	4/0	2/0	2.2	1.0	3.2	.69	1 1/4	PURPLE	15	0.13	EA
54430	PT 40R30	4/0	3/0	2.2	1.0	3.2	.69	1 1/4	PURPLE	15	0.16	EA
54254	PT 250R40	250 kcmil	4/0	2.2	1.0	3.2	.75	1 1/4	YELLOW	16	0.24	EA
54305	PT 300R250	300 kcmil	250 kcmil	2.2	1.1	3.3	.81	1 1/4	WHITE	17/298	0.25	EA
54355	PT 350R250	350 kcmil	250 kcmil	2.3	1.2	3.5	.88	1 1/4	RED	18/324	0.26	EA
54353	PT 350R300	350 kcmil	300 kcmil	2.3	1.2	3.5	.88	1 1/4	RED	18/324	0.32	EA
54435	PT 400R350	400 kcmil	350 kcmil	2.3	1.4	3.7	.95	1 1/4	BLUE	19/470	0.38	EA
54535	PT 500R350	500 kcmil	350 kcmil	2.4	1.5	3.9	1.06	1 3/8	BROWN	20/299	0.40	EA
54540	PT 500R400	500 kcmil	400 kcmil	2.5	1.5	4.0	1.06	1 3/8	BROWN	20/299	0.44	EA
54650	PT 600R500	600 kcmil	500 kcmil	2.6	1.5	4.1	1.19	1 1/2	GREEN	22/472	0.64	EA
54750	PT 750R500	750 kcmil	500 kcmil	3.0	1.5	4.5	1.30	1 5/8	BLACK	24/473	0.65	EA
54760	PT 750R600	750 kcmil	600 kcmil	3.0	1.7	4.7	1.30	1 5/8	BLACK	24/473	0.89	EA
54107	PT 1000R750	1000 kcmil	750 kcmil	3.0	1.8	4.8	1.50	1 5/8	YELLOW	936	1.09	EA



PATENT PENDING

*May be used for up to 35KV applications when proper installation and insulation procedures are employed.

†D is without cover, with cover add .12 inches

For size combinations not listed, consult factory.

Custom plug lengths available, consult factory.

For solid pin, consult factory.

For tin plating add suffix "P" to CATALOG NUMBER.

For aluminum cable, use PT Series.

www.greaves-usa.com

11 Heritage Park, Clinton, CT 06413 • Phone 860-664-4505 • Fax 860-664-4546
TOLL FREE 1-800-243-1130 (Outside CT)



COMPRESSION

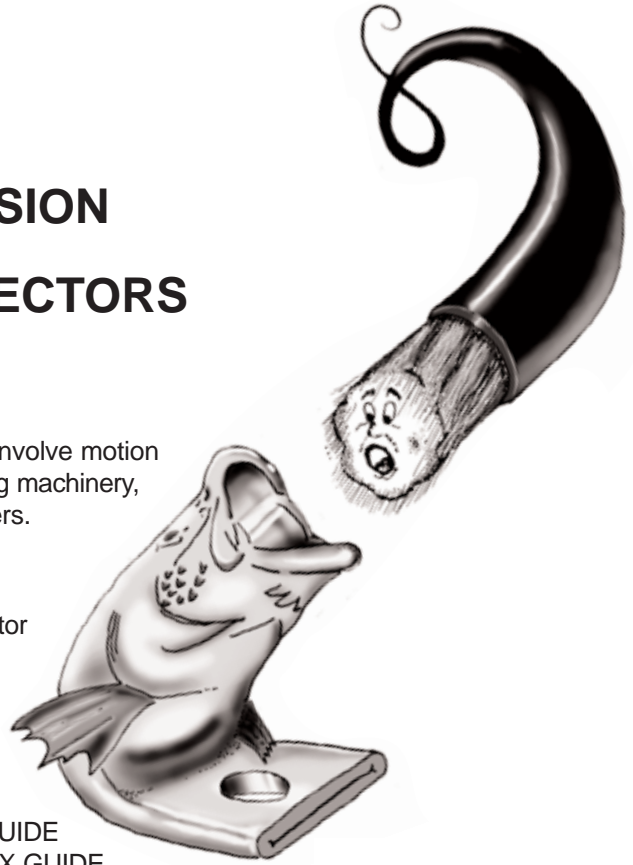
Shoo-in™ FLEX-CABLE CONNECTORS REFERENCE INFORMATION SIZING GUIDE

High-strand flexible cables are often utilized in environments that involve motion or vibration. Applications include locomotive, mining, marine, welding machinery, wind power turbines, temporary power generators, and transformers.

High-strand flexible cables are available in a variety of classes and styles, such as welding cable, rope cable, diesel-locomotive cable (DLO) and others. Each style has a different nominal cable/conductor diameter which can vary from manufacturer to manufacturer, from lot to lot, and even within a manufacturing lot.

This chart can assist in selection of connectors for use on high-strand, flexible cables. Locate your cable across the top, move down to your cable size, and move to the lefthand column for your "FX GUIDE". Then for a lug or splice series, use your FX GUIDE to select your specific lug or splice. An alternative is to select your FX GUIDE according to the conductor O.D. information on the chart; when measuring your cable diameter, include only the bundle of conductors (not the jacket). This will help select an FX lug or splice with appropriate barrel size and flare.

For example, 535kcmil DLO cable (1325/24 stranding) indicates an FX GUIDE of "535FX"; for a long-barrel 2-hole NEMA lug, select Cat. No. L535NFX.



SIZING GUIDE for FX COMPRESSION LUGS for DLO and FLEX CABLE CABLE DIMENSIONS - REFERENCE INFORMATION									
FX CAT. NO. GUIDE	CLASS I-MODIFIED (DIESEL-LOCOMOTIVE CABLE)			CLASS H (ROPE)		CLASS M (WELD)		REFERENCE CLASS B (COMM'L)	
	APPROX (AWG)KCMIL	STRANDS (#/AWG)	COND. O.D.	AWG	O.D.	AWG	O.D.	AWG	O.D.
50FX	(3)50.5	125/24	.288	#4	.266	#4	.269	#2	.292
60FX	(2)60.6	150/24	.313	#2	.336	#2	.337	#1	.332
90FX	(1)90.9	225/24	.380	#1	.378	#1	.376	1/0	.373
111FX	(1/0)111.1	275/24	.409	1/0	.424	1/0	.423	2/0	.418
131FX	(2/0)131.3	325/24	.449	2/0	.477	--	--	3/0	.470
181FX	(3/0)181.8	450/24	.540	3/0	.536	2/0	.508	4/0	.528
222FX	(4/0)222.2	550/24	.573	4/0	.602	3/0	.576	250	.575
262FX	262.6	650/24	.620	250	.653	4/0	.645	300	.630
313FX	313.1	775/24	.688	300	.716	250	.713	350	.681
373FX	373.7	925/24	.774	350	.773	300	.768	500	.814
444FX	444.4	1100/24	.840	400	.909	350	.825	600	.893
535FX	535.3	1325/24	.908	500	.923	400	.901	700	.964
646FX	646.4	1600/24	1.034	700	1.106	600	1.084	800	1.031
777FX	777.7	1925/24	1.123	800	1.180	700	1.183	1000	1.152
929FX	929.2	2299/24	1.230	1000	1.320	900	1.331	1250	1.289
1111FX	1111.1	2745/24	1.360	1250	1.477	1000	1.404	1500	1.412



COMPRESSION Shoo-pin™

GREAVES EXCLUSIVE

For copper cable
600V*
105°C



FLEX CABLE ADAPTERS

Copper compression adapters

For reliable termination of highly stranded flexible copper cable

Used in locomotive, mining, marine, wind power, and machinery applications

Fits into mechanical set-screw type connectors in panels, transformers machinery

Recommended for use on flex/extra-flex high-strand wire with

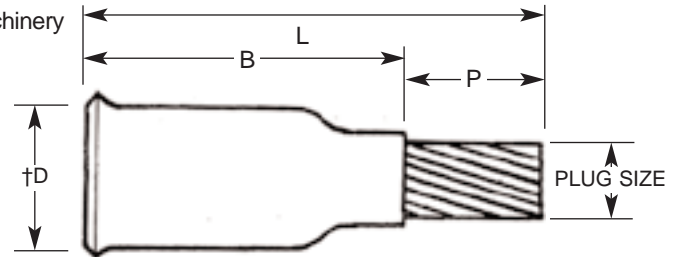
PBS, USA, USAD Series insulated connector

Amperage rating is per the ampacity of the cable

Features flared Shoo-in™ barrel-opening for easy cable insertion

Fabricated of wrought copper with plug of Class B copper conductor

Insulating covers are provided



PT-FX SERIES

NAED NUMBER	CATALOG NUMBER	FLEX CABLE OR CODE AWG CONDUCTOR		DIMENSIONS (IN)						U - TYPE DIE COLOR INDEX		EST. SHIPPING	
		FLEX CABLE	CODE AWG	PLUG SIZE	B	P	L	$\dagger D$	CABLE STRIP LENGTH			WEIGHT (lbs)	UNIT
55424	PT 42FX4	#4 (91/24-105/24)	#4	#4	1.7	.75	2.45	.42	7/8	GRAY	8/346	0.05	EA
55602	PT 60FX2	#2 (125/24-150/24)	#2	#2	1.7	.75	2.45	.47	1	BROWN	10	0.08	EA
55901	PT 90FX1	#1 (175/24-225/24)	#1	#1	1.7	.75	2.45	.52	1	GREEN	11/375	0.10	EA
55111	PT 111FX10	1/0 (275/24)	1/0	1/0	2.0	.87	2.87	.56	1 1/8	PINK	12/348	0.10	EA
55131	PT 131FX20	2/0 (325/24)	2/0	2/0	2.1	.87	2.97	.62	1 1/4	BLACK	13	0.13	EA
55181	PT 181FX30	3/0 (450/24)	3/0	3/0	2.2	.90	3.10	.69	1 1/4	ORANGE	14	0.16	EA
55222	PT 222FX40	4/0 (550/24)	4/0	4/0	2.3	1.0	3.30	.75	1 1/4	PURPLE	15	0.22	EA



NAED NUMBER	CATALOG NUMBER	FLEX CABLE ONLY	DIMENSIONS (IN)						U - TYPE DIE COLOR INDEX		EST. SHIPPING		
			PLUG SIZE	B	P	L	$\dagger D$	CABLE STRIP LENGTH			WEIGHT (lbs)	UNIT	
55250	PT 250FX250	250 kcmil FLEX CLASS G 259 CLASS H 427	250 kcmil	2.3	1.10	3.40	.75	1 3/8	1 3/8	YELLOW	16	0.26	EA
55262	PT 262FX250	262.6 kcmil FLEX 250 FLEX CLASS I, K, M	250 kcmil	2.4	1.10	3.50	.81	1 3/8	1 3/8	WHITE	17/298	0.26	EA
55313	PT 313FX350	313.1 kcmil (775/24) (300 kcmil NOM)	350 kcmil	2.4	1.25	3.65	.88	1 3/8	1 3/8	RED	18/324	0.38	EA
55373	PT 373FX350	373.7 kcmil (925/24) (350 kcmil NOM)	350 kcmil	2.7	1.25	3.95	1.06	1 3/8	1 3/8	BLUE	19/470	0.41	EA
55444	PT 444FX500	444.4 kcmil (1100/24) (450 kcmil NOM)	500 kcmil	2.8	1.50	4.30	1.19	1 1/2	1 1/2	BROWN	20/299	0.65	EA
55535	PT 535FX500	535.3 kcmil (1325/24) (500 kcmil NOM)	500 kcmil	2.9	1.50	4.40	1.24	1 1/2	1 1/2	GREEN	22/472	0.66	EA
55646	PT 646FX600	646 kcmil (1600/24) (600 kcmil NOM)	600 kcmil	3.2	1.50	4.70	1.32	1 5/8	1 5/8	BLACK	24/473	0.83	EA
55777	PT 777FX750	777.7 kcmil (1925/24) (750 kcmil NOM)	750 kcmil	3.3	1.70	5.00	1.50	1 3/4	1 3/4	YELLOW	936	1.21	EA



PATENT PENDING

* May be used for applications up to 35 KV when proper installation and insulation procedures are employed.

 $\dagger D$ is without cover, with cover add .12 inches

Custom plug lengths and diameters available. Consult factory.

For DLO sizes 929.2, 1111.1 and larger, consult factory for price and delivery.

For solid pin, consult factory.

For tin plating add suffix "P" to CATALOG NUMBER.

www.greaves-usa.com

11 Heritage Park, Clinton, CT 06413 • Phone 860-664-4505 • Fax 860-664-4546

TOLL FREE 1-800-243-1130 (Outside CT)

COMPRESSION



Shoo-in™ FLEX-CABLE CONNECTORS

For flexible cable applications in locomotive, marine, mining, welding machinery, temporary power, wind power and transformers

Features flared Shoo-in™ barrel opening for easy cable insertion

Copper, tin-plated for corrosion resistance

For copper cable
600 V*



SHORT BARREL LUGS

Inspection hole for visual inspection of wire insertion

GL-FX SERIES

One-Hole

NAED NUMBER	CATALOG NUMBER	DIESEL-LOCOMOTIVE		CLASS H ROPE CABLE AWG/MCM	CLASS M WELD CABLE AWG/MCM	BOLT SIZE	U - TYPE DIE		EST. SHIPPING	
		APPROX (AWG) MCM	CABLE STRAND				COLOR	INDEX	WEIGHT (lbs)	UNIT
32170	GL 50FX56	(3) 50.5	125/24	#4	#4	5/16	GRAY	8	0.04	EA
32171	GL 60FX56	(2) 60.6	150/24	#2	#2	5/16	BROWN	10	0.04	EA
32172	GL 90FX56	(1) 90.9	225/24	#1	#1	5/16	GREEN	11/375	0.05	EA
32173	GL 111FX38	(1/0) 111.1	275/24	1/0	#1/0	3/8	PINK	12/348	0.06	EA
32174	GL 131FX48	(2/0) 131.3	325/24	2/0	-	1/2	BLACK	13	0.08	EA
32175	GL 181FX48	(3/0) 181.8	450/24	3/0	#2/0	1/2	ORANGE	14	0.11	EA
32176	GL 222FX48	(4/0) 222.2	550/24	4/0	#3/0	1/2	PURPLE	15	0.14	EA
32177	GL 262FX48	262.6	650/24	250	#4/0	1/2	WHITE	17/298	0.15	EA
32178	GL 313FX48	313.1	775/24	300	250	1/2	RED	18/324	0.37	EA
32179	GL 373FX48	373.7	925/24	350	300	1/2	BLUE	19/470	0.38	EA
32180	GL 444FX48	444.4	1100/24	400	350	1/2	BROWN	20/299	0.55	EA
32181	GL 535FX48	535.3	1325/24	500	400	1/2	PINK	300	0.56	EA
32183	GL 646FX58	646.4	1600/24	700	600	5/8	BLACK	24/473	0.57	EA
32184	GL 777FX58	777.7	1925/24	800	700	5/8	YELLOW	936	0.92	EA
32185	GL 929FX58	929.2	2299/24	1000	900	5/8	-	P44RT	1.10	EA
32186	GL 1111FX58	1111.1	2745/24	1250	1000	5/8	-	P45RT	1.30	EA



- For angle lugs consult factory for availability.
- For blank tangs consult factory for availability.

*May be used for applications up to 35 KV when proper installation and insulation procedures are employed.
Two hole NEMA and other configurations available. Consult factory.

SHORT BARREL SPLICES

Positive center stop

SC-FX SERIES



For copper cable
600 V*

NAED NUMBER	CATALOG NUMBER	DIESEL-LOCOMOTIVE		CLASS H ROPE CABLE AWG/MCM	CLASS M WELD CABLE AWG/MCM	U - TYPE DIE		EST. SHIPPING	
		APPROX (AWG) MCM	CABLE STRAND			COLOR	INDEX	WEIGHT (lbs)	UNIT
32150	SC 50FX	(3) 50.3	125/24	#4	#4	GRAY	8	0.05	EA
32151	SC 60FX	(2) 60.6	150/24	#2	#2	BROWN	10	0.05	EA
32152	SC 90FX	(1) 90.9	225/24	#1	#1	GREEN	11/375	0.06	EA
32153	SC 111FX	(1/0) 111.1	275/24	1/0	#1/0	PINK	12/348	0.07	EA
32154	SC 131FX	(2/0) 131.3	325/24	2/0	-	BLACK	13	0.09	EA
32155	SC 181FX	(3/0) 181.8	450/24	3/0	#2/0	ORANGE	14	0.11	EA
32156	SC 222FX	(4/0) 222.2	550/24	4/0	#3/0	PURPLE	15	0.14	EA
32157	SC 262FX	262.6	650/24	250	#4/0	WHITE	17/298	0.15	EA
32158	SC 313FX	313.1	775/24	300	250	RED	18/324	0.22	EA
32161	SC 373FX	373.7	925/24	350	300	BLUE	19/470	0.32	EA
32159	SC 444FX	444.4	1100/24	400	350	BROWN	20/299	0.46	EA
32160	SC 535FX	535.3	1325/24	500	400	PINK	300	0.52	EA

*May be used for applications up to 35 KV when proper installation and insulation procedures are employed.
Due to the variety of styles of high-strand, flexible cable, and due to the variations among cable manufacturers, it is recommended to fit the conductor to the actual cable being utilized. (See Sizing Guide).
For sizes not listed consult factory for availability.



COMPRESSION

Shoo-in™ FLEX-CABLE CONNECTORS

For flexible cable applications in locomotive, mining, marine, welding machinery, temporary power, wind power, and transformers
Features flared Shoo-in™ barrel opening for easy cable insertion
Copper, tin-plated for corrosion resistance

LONG BARREL LUGS L-FX SERIES

NAED NUMBER	CATALOG NUMBER	DIESEL-LOCOMOTIVE		CLASS H ROPE CABLE AWG/MCM	CLASS M WELD CABLE AWG/MCM	BOLT SIZE	U - TYPE DIE		EST. SHIPPING	
		APPROX (AWG) MCM	CABLE STRAND				COLOR	INDEX	WEIGHT (lbs)	UNIT
32270	L 50FX56	(3) 50.5	125/24	#4	#4	5/16	GRAY	8	0.05	EA
32271	L 60FX56	(2) 60.6	150/24	#2	#2	5/16	BROWN	10	0.05	EA
32272	L 90FX56	(1) 90.9	225/24	#1	#1	5/16	GREEN	11/375	0.07	EA
32273	L 111FX38	(1/0) 111.1	275/24	1/0	#1/0	3/8	PINK	12/348	0.09	EA
32294	L 131FX38	(2/0) 131.3	325/24	2/0	-	3/8	BLACK	13	0.11	EA
32274	L 131FX48	(2/0) 131.3	325/24	2/0	-	1/2	BLACK	13	0.11	EA
32275	L 181FX38	(3/0) 181.8	450/24	3/0	#2/0	3/8	ORANGE	14	0.14	EA
32295	L 181FX48	(3/0) 181.8	450/24	3/0	#2/0	1/2	ORANGE	14	0.14	EA
32276	L 222FX48	(4/0) 222.2	550/24	4/0	#3/0	1/2	PURPLE	15	0.19	EA
32277	L 262FX48	262.6	650/24	250	#4/0	1/2	WHITE	17/298	0.20	EA
32278	L 313FX48	313.1	775/24	300	250	1/2	RED	18/324	0.27	EA
32279	L 373FX48	373.7	925/24	350	300	1/2	BLUE	19/470	0.50	EA
32280	L 444FX48	444.4	1100/24	400	350	1/2	BROWN	20/299	0.62	EA
32281	L 535FX48	535.3	1325/24	500	400	1/2	PINK	300	0.70	EA
32283	L 646FX58	646.4	1600/24	700	600	5/8	BLACK	24/473	0.85	EA
32284	L 777FX58	777.7	1925/24	800	700	5/8	YELLOW	936	1.20	EA
32285	L 929FX58	929.2	2299/24	1000	900	5/8	-	P44RT	1.40	EA
32286	L 1111FX58	1111.1	2745/24	1250	1000	-	-	P45RT	1.60	EA

*May be used for applications up to 35 KV when proper installation and insulation procedures are employed.

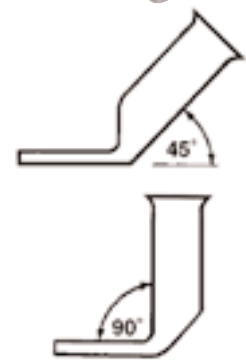
LONG BARREL LUGS L-NFX SERIES

NAED NUMBER	CATALOG NUMBER	DIESEL-LOCOMOTIVE		CLASS H ROPE CABLE AWG/MCM	CLASS M WELD CABLE AWG/MCM	BOLT SIZE	U - TYPE DIE		EST. SHIPPING	
		APPROX (AWG) MCM	CABLE STRAND				COLOR	INDEX	WEIGHT (lbs)	UNIT
32372	L 90NFX	(1) 90.9	225/24	#1	#1	1/2	GREEN	11/375	0.11	EA
32373	L 111NFX	(1/0) 111.1	275/24	1/0	1/0	1/2	PINK	12/348	0.14	EA
32374	L 131NFX	(2/0) 131.3	325/24	2/0	-	1/2	BLACK	13	0.16	EA
32375	L 181NFX	(3/0) 181.8	450/24	3/0	2/0	1/2	ORANGE	14	0.21	EA
32376	L 222NFX	(4/0) 222.2	550/24	4/0	3/0	1/2	PURPLE	15	0.27	EA
32377	L 262NFX	262.6	650/24	250	4/0	1/2	WHITE	17/298	0.28	EA
32378	L 313NFX	313.1	775/24	300	250	1/2	RED	18/324	0.38	EA
32379	L 373NFX	373.7	925/24	350	300	1/2	BLUE	19/470	0.65	EA
32380	L 444NFX	444.4	1100/24	400	350	1/2	BROWN	20/299	0.87	EA
32381	L 535NFX	535.3	1325/24	500	400	1/2	PINK	300	0.89	EA
32383	L 646NFX	646.4	1600/24	700	600	1/2	BLACK	24/473	1.06	EA
32384	L 777NFX	777.7	1925/24	800	700	1/2	YELLOW	936	1.47	EA
32385	L 929NFX	929.2	2299/24	1000	900	1/2	-	P44RT	1.65	EA
32386	L 1111NFX	1111.1	2745/24	1250	1000	1/2	-	P45RT	1.90	EA

*May be used for applications up to 35 KV when proper installation and insulation procedures are employed.
Due to the variety of styles of high-strand, flexible cable, and due to the variations among cable manufacturers, it is recommended to fit the conductor to the actual cable being utilized. See SIZING GUIDE.
Suffix "N" indicates NEMA tang drilling, 1 3/4" on centers for 1/2" bolts.



One-Hole



- For angle lugs consult factory for availability.
- For blank tangs consult factory for availability.



Two-Hole NEMA



- For angle lugs consult factory for availability.
- For blank tangs consult factory for availability.

COMPRESSION

REDUCING ADAPTERS


Use to reduce barrel size for smaller wire in lug or splice

Versatile adapters fit into copper compression splice or lug to reduce barrel size

Install with compression die appropriate for barrel size

High conductivity copper, tin-plated

Some sizes are corrugated, some smooth with open seam



Copper wire only


CRA SERIES

NAED NUMBER	CATALOG NUMBER	REDUCES SIZE		LENGTH	U-TYPE DIE	
		FROM	TO		COLOR	INDEX
41616	CRA10-6	1/0	#6	1 ⁵ / ₁₆	PINK	12/348
41614	CRA10-4		#4			
41646	CRA40-6	4/0	#6	1 ³ / ₄	PURPLE	15
41644	CRA40-4		#4			
41645	CRA40-2		#2			
41640	CRA40-1		#1			
41641	CRA40-10		1/0			
41642	CRA40-20		2/0			
41643	CRA40-30		3/0			
41625	CRA250-2	250	#2	2	YELLOW	16
41620	CRA250-1		#1			
41621	CRA250-10		1/0			
41622	CRA250-20		2/0			
41623	CRA250-30		3/0			
41624	CRA250-40		4/0			
41635	CRA300-2		300			
41631	CRA300-10	1/0				
41632	CRA300-20	2/0				
41633	CRA300-30	3/0				
41634	CRA300-40	4/0				
41636	CRA350-20	350	2/0	2	RED	18/324
41637	CRA350-40		4/0			
41638	CRA350-250		250			
41639	CRA350-300		300			
41656	CRA500-6	500	#6	2 ¹ / ₄	BROWN	20/299
41654	CRA500-4		#4			
41655	CRA500-2		#2			
41650	CRA500-1		#1			
41651	CRA500-10		1/0			
41652	CRA500-20		2/0			
41653	CRA500-30		3/0			
41670	CRA500-40	4/0				
41671	CRA500-250	500	250	2 ¹ / ₄	BROWN	20/299
41672	CRA500-300		300			
41673	CRA500-350		350			
41674	CRA500-400		400			
41665	CRA600-500	600	500	2 ¹ / ₄	GREEN	22/472
41675	CRA750-500	750	500	2 ¹ / ₄	BLACK	24
41676	CRA750-600		600			
41607	CRA1000-750	1000	750	3	WHITE	27

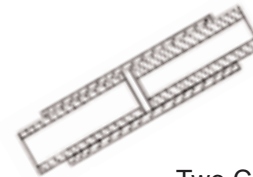
Other sizes available, consult factory.

Typical Applications

Also use in lugs, tees



Single CRA
in splice or lug



Two CRAs
if needed to
accommodate
wires



Assembled
User to provides
wires



COMPRESSION

COMPRESSION REDUCER KITS - COPPER

Splice two sizes of Class B copper cable; installer to supply all cable

Join a new system to an existing system where oversized cable is used to reduce voltage drop on long runs

Reduce an oversized wire to fit a lug supplied on the equipment

CRK kit includes CRA adapter(s) to reduce the barrel to fit the cable sizes.

Each kit contains: Long barrel compression splice (C Series)

Adapter(s) for reduction/tip end (CRA Series)

Adapter(s) for cable/run end, if needed (CRA Series)

All components are high conductivity copper, tin-plated

Can be insulated with high heat-shrink tubing

CRK kits are designed for copper cable only. To splice an aluminum cable to a smaller copper cable, consult the factory for an ACK-R Kit (ASC-T splice with CRA insert), or use a AC-R Aluminum Reducing Splice or PT Bi-Metallic Adapter.



Copper wire only

CRK SERIES

NAED NUMBER	CATALOG NUMBER	REDUCES SIZE		KIT INCLUDES			U-TYPE DIE	
		FROM	TO	CRA	C	CRA	COLOR	INDEX
41729	CRK2-6	#2	#6	-	C2	2-6	BROWN	10
41716	CRK10-6	1/0	#6	-	C10	10-6	PINK	12/348
41714	CRK10-4		#4			10-4		
41721	CRK20-1	2/0	#1	-	C20	20-1	BLACK	13
41734	CRK30-4	3/0	#4	-	C40	40-30	PURPLE	15
41732	CRK30-2		#2			40-2		
41735	CRK30-10		1/0			40-10		
41730	CRK30-20		2/0			40-20		
41746	CRK40-6	4/0	#6	-	C40	40-6	PURPLE	15
41745	CRK40-2		#2			40-2		
41741	CRK40-10		1/0			40-10		
41742	CRK40-20		2/0			40-20		
41743	CRK40-30		3/0			40-30		
41786	CRK250-6	250	#6	-	C250	250-10 + 10-6	YELLOW	16
41785	CRK250-2		#2			250-2		
41781	CRK250-10		1/0			250-10		
41782	CRK250-20		2/0			250-20		
41783	CRK250-30		3/0			250-30		
41784	CRK250-40		4/0			250-40		
41796	CRK350-20	350	2/0	-	C350	350-20	RED	18/324
41797	CRK350-40		4/0			350-40		
41749	CRK400-250		400			250		
41756	CRK500-6	500	#6	-	C500	500-6	BROWN	20/299
41752	CRK500-20		2/0			500-20		
41753	CRK500-30		3/0			500-30		
41770	CRK500-40		4/0			500-40		
41771	CRK500-250		250			500-250		
41773	CRK500-350		350			500-350		
41774	CRK500-400		400			500-400		
41762	CRK600-300	600	300	-	C600	600-500 + 500-300	GREEN	22/472
41763	CRK600-350		350			600-500 + 500-350		
41764	CRK600-400		400			600-500 + 500-400		
41765	CRK600-500		500			600-500		
41775	CRK750-500	750	500	-	C750	750-500	BLACK	24
41776	CRK750-600		600			750-600		
41707	CRK1000-750	1000	750	-	C1000	1000-750	WHITE	27

Other kit combinations available, consult factory.

For aluminum main, ACK Series also available. Consult factory.

Example: CRK 500-350 configuration with single adapter

Example: CRK 400-250 configuration with two adapters to fit wires



Assembled, user provides wires



Assembled, user provides wires

www.greaves-usa.com

11 Heritage Park, Clinton, CT 06413 • Phone 860-664-4505 • Fax 860-664-4546

TOLL FREE 1-800-243-1130 (Outside CT)



COMPRESSION

NECK-DOWN™ REDUCING SPLICES - COPPER

GREAVES EXCLUSIVE

Long barrel reducers to join copper wires of different sizes
 Produced from high-conductivity seamless copper tubing
 Marked with die index and die color code on each end
 Can be insulated with high heat-shrink tubing
 Also see CRK Series compression Reducer Kits

For copper cable only
 600V*

ND-R SERIES

NAED NUMBER	CATALOG NUMBER	WIRE SIZE		U-TYPE DIE A		U-TYPE DIE B	
		A	B	INDEX	COLOR	INDEX	COLOR
52012	ND 10R2	1/0	#2	12/348	PINK	10	BROWN
52011	ND 10R1		#1			11/375	GREEN
52021	ND 20R10	2/0	1/0	13	BLACK	12/348	PINK
52032	ND 30R20	3/0	2/0	14	ORANGE	13	BLACK
52042	ND 40R20	4/0	2/0			13	BLACK
52043	ND 40R30	4/0	3/0	15	PURPLE	14	ORANGE
52252	ND 250R20		2/0			13	BLACK
52254	ND 250R40	250	4/0	16	YELLOW	15	PURPLE
52302	ND 300R250	300	250	17/298	WHITE	16	YELLOW
52354	ND 350R40	350	4/0	18/324	RED	15	PURPLE
52352	ND 350R250	350	250	81/324	RED	16	YELLOW
52403	ND 400R350	400	350	91/470	BLUE	18/324	RED
52502	ND 500R250		250			16	YELLOW
52503	ND 500R350	500	350	20/299	BROWN	18/324	RED
52504	ND 500R400		400			19/470	BLUE
52635	ND 600R350		350			18/324	RED
52650	ND 600R500	600	500	22/472	GREEN	20/299	BROWN
52755	ND 750R500		500			20/299	BROWN
52756	ND 750R600	750	600	24/473	BLACK	22/472	GREEN
52107	ND 1000R750	1000	750	27	WHITE	24/473	BLACK
52121	ND 1250R1000	1250	1000	29	YELLOW	27	WHITE
52151	ND 1500R1000	1500	1000	31	GREEN	27	WHITE
52162	ND 1500R1250	1500	1250	31	GREEN	29	YELLOW

*May be used for applications up to 35 KV when proper installation and insulation procedures are employed.
 Manufactured to order in 3-4 days. *Minimum order 3 pieces of same size.

For tin plating add suffix "P" to Catalog No; adds approx. 1 week production time. Consult factory for combinations not listed.



A

B

ALUMINUM REDUCING SPLICES

Made of high conductivity wrought aluminum
 Long barrel with positive center stop to assure proper cable insertion
 Can be insulated with high heat-shrink tubing
 Connector bores are coated with oxide-inhibitor and capped

AC-R SERIES

NAED NUMBER	CATALOG NUMBER	WIRE SIZE		DIE A & B INDEX	EST. SHIPPING WEIGHT (lbs)	
		A	B		UNIT	UNIT
53012	AC 10R2	1/0	#2	BG, 8A, 5/8		EA
53021	AC 20R1	2/0	#1	60, 245	.15	EA
53031	AC 30R10	3/0	1/0	TU, 781, 56		EA
53042	AC 40R20	4/0	2/0	298, 840		EA
53253	AC 250R30	250	3/0	11A, 249, 840		EA
53304	AC 300R40	300	4/0	96, 299	.21	EA
53354	AC 350R40	350	4/0	96, 299		EA
53402	AC 400R250	400	250	22, 472		EA
53530	AC 500R300	500	300	106, 300	.77	EA
53535	AC 500R350	500	350	106, 300	.80	EA
53635	AC 600R350	600	350	24, 473	1.15	EA
53750	AC 750R500	750	500	140, 301	1.32	EA
53107	AC 1000R750	1000	750	161, 302	1.90	EA

Dual-Rated

CUAL
 600 V*



A

B

*May be used for applications up to 35KV when proper installation and insulation procedures are employed.
 Other sizes available, consult factory.

www.greaves-usa.com

11 Heritage Park, Clinton, CT 06413 • Phone 860-664-4505 • Fax 860-664-4546
 TOLL FREE 1-800-243-1130 (Outside CT)



COMPRESSION

ALUMINUM SPLICES & LUGS

Made of high conductivity wrought aluminum
 Connector bores are coated with oxide inhibitor and capped
 Marked with die index, cap color indicates die code
 Tin plated to provide corrosion resistance



Dual-Rated

CUAL
600 V**

ASC-T SERIES

Splices

NAED NUMBER	CATALOG NUMBER	WIRE SIZE	U-TYPE DIE		CTN QTY	EST. SHIPPING	
			COLOR	INDEX		WEIGHT (lbs)	UNIT
50300	ASC 6 T	#6	GRAY	8/346	24	0.34	CTN
50302	ASC 4 T	#4	GREEN	11/375	24	0.82	CTN
50304	ASC 2 T	#2	PINK	12/348	24	0.82	CTN
50306	ASC 1 T	#1	GOLD	471	24	0.82	CTN
50308	ASC 10 T	1/0	TAN	296	24	1.30	CTN
50310	ASC 20 T	2/0	OLIVE	297	12	0.70	CTN
50312	ASC 30 T	3/0	RUBY	467	12	0.94	CTN
50314	ASC 40 T	4/0	WHITE	17/298	12	1.42	CTN
50316	ASC 250 T	250	RED	18/324	12	1.47	CTN
50318	ASC 300 T	300	BLUE	19/470	6	0.93	CTN
50320	ASC 350 T	350	BROWN	20/299	6	1.35	CTN
50324	ASC 400 T	400	GREEN	22/472	6	1.53	CTN
50326	ASC 500 T	500	PINK	300	6	2.13	CTN
50328	ASC 600 T	600	BLACK	24/473	6	2.79	CTN
50330	ASC 750 T	750	YELLOW	936	3	1.59	CTN
50332	ASC 1000 T	1000	BROWN	302	1	0.95	EA



Positive center stop assures proper cable insertion

AL SERIES

One-Hole Lugs

NAED NUMBER	CATALOG NUMBER	WIRE SIZE	BOLT SIZE	U-TYPE DIE		CTN QTY	EST. SHIPPING	
				COLOR	INDEX		WEIGHT (lbs)	UNIT
50400	*AL 614	#6	1/4	GRAY	8/346	24	0.31	CTN
50402	*AL 414	#4	1/4	GREEN	11/375	24	0.70	CTN
50403	AL 438		3/8					
50404	*AL 214	#2	1/4	PINK	12/348	24	0.92	CTN
50409	AL 238		3/8					
50405	*AL 114	#1	1/4	GOLD	471	24	0.84	CTN
50406	*AL 1038		3/8					
50408	AL 1048	1/0	1/2	TAN	296	24	1.60	CTN
50410	*AL 2038	2/0	3/8	OLIVE	297	12	0.98	CTN
50412	AL 2048		1/2					
50414	*AL 3038	3/0	3/8	RUBY	467	12	1.18	CTN
50416	AL 3048		1/2					
50418	*AL 4038	4/0	3/8	WHITE	17/298	12	1.66	CTN
50420	AL 4048		1/2					
50422	*AL 25048	250		RED	18/324	12	1.72	CTN
50424	*AL 30048	300	1/2	BLUE	19/470	6	1.12	CTN
50426	*AL 35048	350		BROWN	20/299	6	1.48	CTN
50428	*AL 40048	400	1/2	GREEN	22/472	6	2.08	CTN
50432	*AL 50048	500	1/2	PINK	300	6	2.68	CTN
50434	AL 50058		5/8					
50436	AL 60048	600	1/2	BLACK	24/473	3	1.91	CTN
50438	*AL 60058		5/8					
50442	AL 75048	750	1/2	YELLOW	936	3	2.06	CTN
50444	*AL 75058		5/8					
50450	*AL 100058	1000	5/8	BROWN	302	1	1.16	EA



Dual-Rated

CUAL
600 V**



*NEMA stud drilling

**May be used for applications up to 35KV when proper installation and insulation procedures are employed.
 For undrilled tangs, consult factory for availability.

www.greaves-usa.com

11 Heritage Park, Clinton, CT 06413 • Phone 860-664-4505 • Fax 860-664-4546
 TOLL FREE 1-800-243-1130 (Outside CT)

COMPRESSION

ALUMINUM LUGS

Designed for heavy duty dual-rated applications
 Made of high conductivity wrought aluminum
 Tin plated to provide corrosion resistance
 Connector bores are coated with oxide inhibitor and capped
 Cap color indicates die code



Dual-Rated
 CUAL
 600 V*

AL-N SERIES

Two-Hole NEMA

NAED NUMBER	CATALOG NUMBER	WIRE SIZE	BOLT SIZE	U-TYPE DIE		CTN QTY	EST. SHIPPING	
				COLOR	INDEX		WEIGHT (lbs)	UNIT
50454	AL 10 N	1/0	1/2	TAN	296	12	1.18	CTN
50456	AL 20 N	2/0	1/2	OLIVE	297	12	1.30	CTN
50458	AL 30 N	3/0	1/2	RUBY	467	12	1.30	CTN
50460	AL 40 N	4/0	1/2	WHITE	17/298	12	2.26	CTN
50462	AL 250 N	250	1/2	RED	18/324	12	2.38	CTN
50464	AL 300 N	300	1/2	BLUE	470	6	1.48	CTN
50466	AL 350 N	350	1/2	BROWN	20/299	6	2.08	CTN
50468	AL 400 N	400	1/2	GREEN	22/472	6	2.56	CTN
50470	AL 500 N	500	1/2	PINK	300	6	3.22	CTN
50472	AL 600 N	600	1/2	BLACK	24/473	3	2.24	CTN
50474	AL 750 N	750	1/2	YELLOW	936	3	2.30	CTN
50478	AL 1000 N	1000	1/2	BROWN	302	1	1.82	EA



All Lugs through 750 MCM have a 1 3/4" or less tang width, to accommodate side by side NEMA stud spacing.

STACKING ALUMINUM LUGS

Made of high conductivity wrought aluminum
 Tin plated to provide corrosion resistance
 Connector bores are coated with oxide inhibitor and capped
 Designed to fit specifically with AL-N series to form pair



Dual-Rated
 CUAL
 600 V*

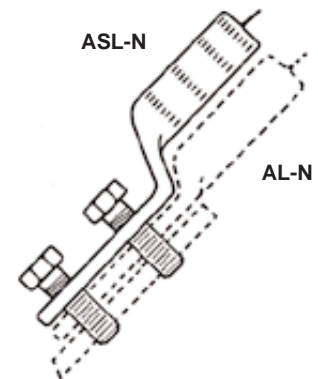
ASL-N SERIES

Two-Hole NEMA

NAED NUMBER	CATALOG NUMBER	WIRE SIZE	BOLT SIZE	U-TYPE DIE		EST. SHIPPING	
				COLOR	INDEX	WEIGHT (lbs)	UNIT
60725	ASL 10 N	1/0	1/2	TAN	296	0.14	EA
60730	ASL 20 N	2/0	1/2	OLIVE	297	0.15	EA
60735	ASL 30 N	3/0	1/2	RUBY	467	0.15	EA
60740	ASL 40 N	4/0	1/2	WHITE	17/298	0.23	EA
60745	ASL 250 N	250	1/2	RED	18/324	0.25	EA
60750	ASL 300 N	300	1/2	BLUE	19/470	0.30	EA
60755	ASL 350 N	350	1/2	BROWN	20/299	0.36	EA
60760	ASL 400 N	400	1/2	GREEN	22/472	0.45	EA
60765	ASL 500 N	500	1/2	PINK	300	0.63	EA
60770	ASL 600 N	600	1/2	BLACK	24/473	0.71	EA
60775	ASL 750 N	750	1/2	YELLOW	936	0.72	EA

Suffix "N" indicates NEMA tang drilling, 1 3/4" on centers for 1/2" bolts.

*May be used for applications up to 35KV when proper installation and insulation procedures are employed.
 All Lugs through 750 MCM have a 1 3/4" or less tang width, to accommodate side by side NEMA stud spacing.



CAUTION

ASL-N might not fit competitor lugs.
 Greaves AL-N Series lugs are recommended to make a pair.



Dual-Rated

600 V
90° C

COMPRESSION PIN TERMINAL ADAPTERS

Use to adapt oversized wire into lug
Pre-filled with oxide-inhibitor, caps keep barrel clean
Supplied with insulating cover

Aluminum barrels marked with wire size and die color code
Install with die-type compression tools only.
Do not use dieless tools.

BI-METALLIC PIN ADAPTERS

Aluminum barrel with copper stranded pin, tin-plated
Designed for termination of aluminum conductors into lugs made for copper or aluminum wire

Rated for full ampacity of incoming conductor

PT SERIES Concentric Copper Pin

NAED NUMBER	CATALOG NUMBER	WIRE SIZE BARREL	STRND. CU PIN	U-TYPE DIE		CTN QTY	EST. SHIPPING	
				COLOR	INDEX		WEIGHT (lbs)	UNIT
51906	PT 6	#6	#8			25	1.8	CTN
51904	PT 4	#4	#6	TAN	296	25	1.8	CTN
51902	PT 2	#2	#4			25	1.8	CTN
51900	PT 1	#1	#3			10	.9	CTN
51908	PT 10	1/0	#2				1.7	CTN
51910	PT 20	2/0	#1	RED	18/324	10	1.7	CTN
51912	PT 30	3/0	1/0				1.8	CTN
51914	PT 40	4/0	2/0				1.9	CTN
51916	PT 250	250	3/0				3.0	CTN
51918	PT 300	300	4/0	BROWN	20/299	10	3.3	CTN
51920	PT 350	350	4/0				3.3	CTN
51922	PT 400	400	250	PINK	300	10	9.4	CTN
51924	PT 500	500	350				5.7	CTN
51926	PT 600	600	350	YELLOW	936	3	2.0	CTN
51928	PT 750	750	500				2.5	CTN



ALUMINUM PIN ADAPTERS

For termination of aluminum or copper conductors into aluminum lugs only
Solid aluminum barrel and pin

PTA SERIES Concentric Aluminum Pin

NAED NUMBER	CATALOG NUMBER	WIRE SIZE BARREL	ALUMINUM PIN	U - TYPE DIE		CTN QTY	EST. SHIPPING	
				COLOR	INDEX		WEIGHT (lbs)	UNIT
51964	PTA 10	1/0	#2					CTN
51965	PTA 20	2/0	#1	WHITE	17/298	10	1.1	CTN
51966	PTA 30	3/0	1/0					CTN
51967	PTA 40	4/0	2/0					CTN
51968	PTA 250	250	3/0					CTN
51969	PTA 300	300	4/0	BROWN	20/299	10	1.9	CTN
51970	PTA 350	350	4/0					CTN
51971	PTA 400	400	300	PINK	300	10	3.5	CTN
51972	PTA 500	500	350					CTN
51973	PTA 600	600	350	YELLOW	936	3	1.3	CTN
51974	PTA 750	750	500					CTN



PTO SERIES Offset Aluminum Pin

NAED NUMBER	CATALOG NUMBER	WIRE SIZE BARREL	ALUMINUM PIN	U - TYPE DIE		CTN QTY	EST. SHIPPING	
				COLOR	INDEX		WEIGHT (lbs)	UNIT
51940	PTO 20	2/0	#1					CTN
51942	PTO 30	3/0	1/0	WHITE	17/298	10	1.1	CTN
51944	PTO 40	4/0	2/0					CTN
51946	PTO 250	250	3/0					CTN
51948	PTO 300	300	4/0	BROWN	20/299	10	1.9	CTN
51950	PTO 350	350	250					CTN
51954	PTO 500	500	350	PINK	300	10	3.5	CTN
51956	PTO 600	600	400	YELLOW	936	3	1.3	CTN
51958	PTO 750	750	500					CTN



Offset pin allows rotation to accommodate close wire spacings.

www.greaves-usa.com

11 Heritage Park, Clinton, CT 06413 • Phone 860-664-4505 • Fax 860-664-4546
TOLL FREE 1-800-243-1130 (Outside CT)