



CABLE TIES

NATURAL

Nylon 6.6

NAED NUMBER	CATALOG NUMBER	LENGTH	WIDTH	MAX BUNDLE	TENSILE	PKG QTY
STANDARD DUTY						
74501	N 418	4	.100	7/8	18	100
74515	N 818	8		2		
74505	N 540	5½		1¼	40	
74520	N 840	8½	.130	2		
74510	N 750	7½		1¾	50	
74525	N 1150	11	.187	3		
74530	N 1450	14		4		
HEAVY DUTY						
74535	N 14120	14½	.300	4	120	100
74545	N 28120†	28		8		50
74540	N 24175	24		7		50
74555	N 36175	36	.345	11	175	
74560	N 48175*	48		15		

*Color of N48175 may be grey for HVAC use.

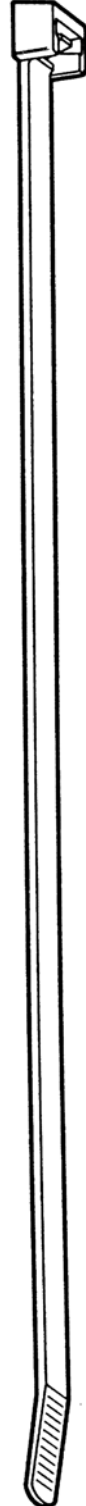
† Not UL Listed.

BLACK UV RESISTANT

Nylon 6.6


NAED NUMBER	CATALOG NUMBER	LENGTH	WIDTH	MAX BUNDLE	TENSILE	PKG QTY
STANDARD DUTY						
74601	B 418	4	.100	7/8	18	100
74615	B 818	8		2		
74605	B 540	5½		1¼	40	
74620	B 840	8½	.130	2		
74610	B 750	7½		1¾	50	
74625	B 1150	11	.187	3		
74630	B 1450	14		4		
HEAVY DUTY						
74635	B 14120	14½	.300	4	120	100
74645	B 28120†	28		8		50
74640	B 24175	24		7		50
74655	B 36175	36	.345	11	175	
74660	B 48175	48		15		

† Not UL Listed.





MOUNTING CABLE TIES

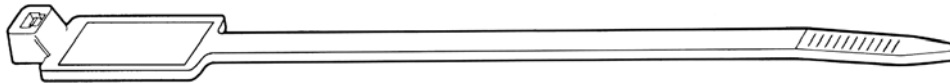


NAED NUMBER	CATALOG NUMBER	LENGTH	WIDTH	MAX BUNDLE	TENSILE	MOUNT HOLE	PKG QTY
74804	M 530	6	.140	1 ¹ / ₄	30	8	100
74810	M 750	7 ¹ / ₂	.185	1 ³ / ₄	50	10	
74825	M 1150	11	.187	3	50	10	
74835	M 14120	15	.300	4	120	1/4	

WEATHER RESISTANT BLACK

NAED NUMBER	CATALOG NUMBER	LENGTH	WIDTH	MAX BUNDLE	TENSILE	MOUNT HOLE	PKG QTY
74904	MB 530	6	.140	1 ¹ / ₄	30	8	100
74910	MB 750	7 ¹ / ₂	.185	1 ³ / ₄	50	10	
74925	MB 1150	11	.187	3	50	10	
74935	MB 14120	15	.300	4	120	1/4	

IDENTIFICATION TIES



NAED NUMBER	CATALOG NUMBER	LENGTH	WIDTH	MAX BUNDLE	TENSILE	MARKER AREA	PKG QTY
74701	ID 418*	4	.100	3/4	18	.312 x .973	100
74710	ID 750	8	.181	1 ³ / ₄	50	1.081 x .522	

* Flag configuration

RELEASABLE TIES



NAED NUMBER	CATALOG NUMBER	LENGTH	WIDTH	MAX BUNDLE	TENSILE	PKG QTY
74950	R 550	5 ¹ / ₂		1 ¹ / ₄		100
74955	R 850	8	.210	2 ³ / ₄	50	
74980	R 1050	10 ¹ / ₂		2 ¹ / ₂		

CABLE TIE MOUNTS

Produced in 6.6 natural nylon and available in heat stabilized black nylon
 Pressure sensitive adhesive backing with #6 screw mounting option
 UL recognized

NAED NUMBER	CATALOG NUMBER	DIMENSIONS	MAX TIE WIDTH	PKG QTY
74755	MP 75	3/4" X 3/4"	.130	100
74750	MP 100	1" X 1"	.187	Bag



Also available in UV black



CABLE TIES

FLUORESCENT

Nylon

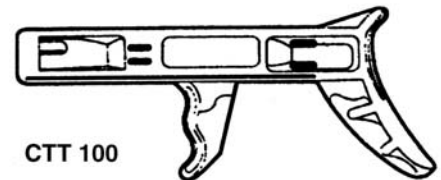
NAED NUMBER	CATALOG NUMBER	FLUOR. COLOR	LENGTH	WIDTH	MAX BUNDLE	TENSILE	PKG QTY
75011	F 750-11	PINK					
75016	F 750-16	ORANGE					
75017	F 750-17	YELLOW	7½	.187	1¾	50	100
75018	F 750-18	GREEN					
75020	F 750-20	BLUE					
75041	F 840-11	PINK					
75046	F 840-16	ORANGE					
75047	F 840-17	YELLOW	8½	.130	2	40	100
75048	F 840-18	GREEN					
75050	F 840-20	BLUE					
75051	F 1150-11	PINK					
75056	F 1150-16	ORANGE					
75057	F 1150-17	YELLOW	11	.187	3	50	100
75058	F 1150-18	GREEN					
75060	F 1150-20	BLUE					

Also available in standard colors.
Consult factory.

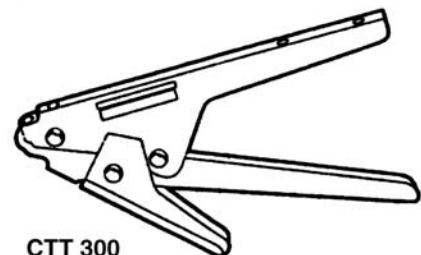


CABLE TIE INSTALLATION TOOLS

NAED NUMBER	CATALOG NUMBER	DESCRIPTION
74990	CTT 100	Lightweight Plastic Hand Tool for use with 18 to 50 lb. Ties
74993	CTT 300	Heavy-Duty all Metal Tool for use with 120 to 175 lb. Ties



CTT 100



CTT 300




WIRE MANAGEMENT

CONVOLUTED HARNESS CONDUIT

Contains and organizes loose and bundled wiring harnesses
 Provides excellent abrasion protection for wiring harness
 Slit for easy insertion and removal of wires
 Available in both Black Polyethylene and Heat Stabilized Black Nylon

CHC SERIES

NAED NUMBER	CATALOG NUMBER	DIAMETER OF TUBING	MATERIAL	QTY. PER COIL
74100	CHC 14-P	1/4"	Black Polyethylene	100 FT
74102	CHC 38-P	3/8"		
74104	CHC 12-P	1/2"		
74106	CHC 58-P	5/8"		
74108	CHC 34-P	3/4"		
74110	CHC 10-P	1"		
74112	CHC 14-N	1/4"	Heat Stabilized Black Nylon	100 FT
74114	CHC 38-N	3/8"		
74116	CHC 12-N	1/2"		
74118	CHC 58-N	5/8"		
74120	CHC 34-N	3/4"		
74122	CHC 10-N	1"		



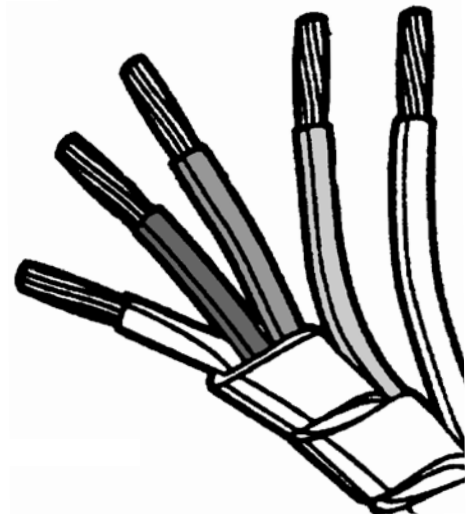
Contact Factory for additional sizes, materials, and colors including orange for use in fiber optic applications.

SPIRAL WRAP

For bundling and flexible routing of wire harness
 Forms a neat, protective bundle
 Allows lead-outs at any point along the bundle
 Polyethylene material, natural color
 Resistant to abrasion and ordinary solvents

NAED NUMBER	CATALOG NUMBER	O.D. (IN)	WALL (IN)	BUNDLE SIZE (IN)	QTY. PER COIL
83212	SRPE 125	1/8	.035	1/16 - 1/2	100 FT
83225	SRPE 250	1/4	.045	3/16 - 2	
83237	SRPE 375	3/8	.052	5/16 - 3	
83250	SRPE 500	1/2	.062	3/8 - 4	100 FT
83262	SRPE 625	5/8	.062	5/8 - 4 1/2	
83270	SRPE 750	3/4	.065	3/4 - 5	
83210	SRPE 100	1	.070	1 - 7	

Also available in nylon, UV resistant black polyethylene, and other colors. Consult factory

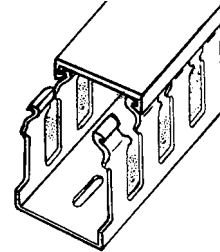




WIRING DUCT

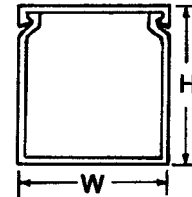
PANEL CHANNEL™

Flush cover design for maximum space utilization, supplied complete with non-slip flush cover
 Slotted wall for easy entry/exit of wires, with break lines for easy removal of sidewall fingers
 Restricted slot opening for retaining wires, burr-free edges for smooth handling
 Rigid PVC, self-extinguishing - Standard color, grey



PC SERIES

NAED NUMBER	CATALOG NUMBER	NOMINAL SIZE	DIMENSIONS		NOMINAL LENGTH*	CTN. QTY.
			W	H		
84005	PC 0506LG	1/2 x 5/8	.60	.71	6 FT	120
84010	PC 051LG	1/2 x 1	.60	1.18		120
84110	PC 11LG	1 x 1	1.00	1.18	6 FT	108
84115	PC 115LG	1 x 1 1/2	1.00	1.57		108
84120	PC 12LG	1 x 2 1/4	1.00	2.36		144
84130	PC 13LG	1 x 3	1.00	3.15		144
84140	PC 14LG	1 x 4	1.00	3.94		48
84151	PC 1515LG	1 1/2 x 1 1/2	1.57	1.57	6 FT	120
84152	PC 152LG	1 1/2 x 2 1/4	1.57	2.36		108
84153	PC 153LG	1 1/2 x 3	1.57	3.15		96
84154	PC 154LG	1 1/2 x 4	1.57	3.94		48
84215	PC 215LG	2 1/4 x 1 1/2	2.36	1.57		6 FT
84220	PC 22LG	2 1/4 x 2 1/4	2.36	2.36	72	
84230	PC 23LG	2 1/4 x 3	2.36	3.15	72	
84240	PC 24LG	2 1/4 x 4	2.36	3.94	24	
84315	PC 315LG	3 x 1 1/2	3.15	1.57	6 FT	
84320	PC 32LG	3 x 2 1/4	3.15	2.36		72
84330	PC 33LG	3 x 3	3.15	3.15		72
84340	PC 34LG	3 x 4	3.15	3.94		24
84350	PC 35LG	3 x 5	2.95	4.92		36
84415	PC 415LG	4 x 1 1/2	3.94	1.57	6 FT	48
84420	PC 42LG	4 x 2 1/4	3.94	2.36		48
84430	PC 43LG	4 x 3	3.94	3.15		48
84440	PC 44LG	4 x 4	3.94	3.94		24
84450	PC 45LG	4 x 5	3.94	4.92		24
84640	PC 64LG	6 x 4	5.91	3.94	6 FT	24



*Actual piece length is 6 ft 6 3/4", which is considered as 6 ft for carton quantity and pricing.
 Options available: Adhesive backing, white color, blue color, solid wall. Consult factory for availability.



SURFACE RACEWAY

WIREMILL™ SYSTEM


One-piece non-metallic latching duct system

Alignment tabs for precise installation of fittings
Flexible living hinge allows repeated re-entry
High-impact PVC with reinforced design for superior strength

Adhesive backing for easy application
Ivory color - latex paintable to match decor
UL listed for power wire applications up to 600V
- install raceway with screw every 8 inches
UL listed for data applications
-install raceway with supplied adhesive backing



600 V



LD SERIES

NAED NUMBER	CATALOG NUMBER	DUCT SIZE	DESCRIPTION		CTN QTY
83050	LD 50	1/2"	ONE PIECE LATCHING DUCT IN 6 FOOT LENGTHS		60 FT
83100	LD 100	1"	PRICE PER FOOT		30 FT
83051	LD IC50	1/2"		INTERNAL CORNER FITTING FOR DRESSING INSIDE CORNER. ATTACH DUCTS AT FITTING, MOUNT, AND COVER.	10
83101	LD IC100	1"		INTERNAL CORNER FITTING FOR DRESSING INSIDE CORNER. ATTACH DUCTS AT FITTING, MOUNT, AND COVER.	10
83052	LD EC50	1/2"		EXTERNAL CORNER FITTING FOR DRESSING AROUND CORNERS. ATTACH DUCTS AT FITTING, MOUNT, AND COVER.	10
83102	LD EC100	1"		EXTERNAL CORNER FITTING FOR DRESSING AROUND CORNERS. ATTACH DUCTS AT FITTING, MOUNT, AND COVER.	10
83053	LD EN50	1/2"		END CAP FOR FINISHING DUCT AT END OF RUN. SLIDE ONTO INSTALLED DUCT.	10
83103	LD EN100	1"		END CAP FOR FINISHING DUCT AT END OF RUN. SLIDE ONTO INSTALLED DUCT.	10
83104	LD CS100	1"		CEILING STANDOFF FOR CEILING RUNS. NO NEED TO BREAK DROP-CEILING TRIM AROUND CONDUIT. FOR 1" DUCT ONLY.	10
83055	LD SC50	1/2"		SPLICE COVER TO JOIN SECTIONS OF DUCT. CONNECT DUCTS AND COVER.	10
83105	LD SC100	1"		SPLICE COVER TO JOIN SECTIONS OF DUCT. CONNECT DUCTS AND COVER.	10
83056	LD EL50	1/2"		ELBOW FITTING FOR RIGHT OR LEFT TURN. ATTACH DUCTS TO FITTING, MOUNT, AND COVER.	10
83106	LD EL100	1"		ELBOW FITTING FOR RIGHT OR LEFT TURN. ATTACH DUCTS TO FITTING, MOUNT, AND COVER.	10
83057	LD TC50	1/2"		TEE FITTING FOR JUNCTION OF 3 SAME-SIZE DUCTS AT PERPENDICULAR JOINT. CONNECT DUCTS, MOUNT, AND COVER.	10
83107	LD TC100	1"		TEE FITTING FOR JUNCTION OF 3 SAME-SIZE DUCTS AT PERPENDICULAR JOINT. CONNECT DUCTS, MOUNT, AND COVER.	10
83108	LD TCR100	1"		TEE FITTING FOR JUNCTION OF TWO 1"- DUCTS AND ONE 1/2"- DUCT AT PERPENDICULAR JOINT. CONNECT DUCTS, MOUNT, AND COVER.	5
83059	LD JB-1	1/2" and 1"		JUNCTION BOX FOR EXTENSION OF EXISTING WALL BOX, OR NEW BOX ON SURFACE. KNOCKOUTS ON FOUR SIDES FOR 1"- OR 1/2" DUCT. INCLUDES WALLMOUNT BACKPLATE. LDJB-1 HAS 1" DEPTH. LDJB-2 HAS 2" DEPTH.	4
83109	LD JB-2			JUNCTION BOX FOR EXTENSION OF EXISTING WALL BOX, OR NEW BOX ON SURFACE. KNOCKOUTS ON FOUR SIDES FOR 1"- OR 1/2" DUCT. INCLUDES WALLMOUNT BACKPLATE. LDJB-1 HAS 1" DEPTH. LDJB-2 HAS 2" DEPTH.	2
83115	LD 2JB-2	1/2" and 1"		TWO-GANG JUNCTION BOX ACCOMMODATES EXISTING FITTING AND ADDED SWITCH OR OUTLET. KNOCKOUTS ON FOUR SIDES FOR 1/2" OR 1" DUCT. INCLUDES BACKPLATE. 2" DEPTH.	2
83110	LD RB	1/2" and 1"		ROUND BOX FOR MOUNTING SMOKE ALARM, CEILING FAN, LIGHT FIXTURE. TWO KNOCKOUTS FOR 1"- DUCT AND TWO FOR 1/2" DUCT. 1-1/4" DEPTH. 5-3/4" DIAMETER.	2
83111	LD GC100	1"		GREENFIELD CONNECTOR FITTING TO JOIN 1" DUCT TO FLEXIBLE CONDUIT FITTING. CONNECT, MOUNT, AND COVER	2
83112	LD TB100	1"		TERMINAL BLOCK WITH END COVER FOR STANDARD 6-WIRE TELEPHONE PLUG.	2

www.greaves-usa.com

Guilford, Connecticut 06437 Area Code 203-453-4304 - Fax 203-243-8343
TOLL FREE 1-800-243-1130 (Outside CT)